



# Finishes Guide



# POWDER COAT COLORS

## SOLID POWDER COAT FINISHES:



**SWP - SKY WHITE**




**MWP - MATTE WHITE**




**BKP - BLACK**

## TEXTURED POWDER COAT FINISHES:




**BTP - BLACK TEXTURED**




**WTP - WHITE TEXTURED**


## METALLIC POWDER COAT FINISHES:



**SMP - SILVER**



**GRP - GRAPHITE**



**SGP - STEEL GRAY**



**GLP - GOLDTASTIC**



**BMP - BRASS**



**BNP - BRONZE**

**RAL<sup>®</sup>, Pantone<sup>®</sup> or custom finishes are also available.**


These colors are for reference only. Colors may vary by monitor. Choosing a custom paint finish may affect lead times. Contact your local rep with any questions.

**Request a paint swatch sample at [ocl.com/finishes](https://www.ocl.com/finishes)**




# POWDER COAT COLORS


## EVERWOODS POWDER COAT FINISHES:




**WPDP - WHITE PINE**




**PNDP - PINE**



**CRDP - CHERRY**




**TKDP - TEAK**




**WLDP - WALNUT**



**DLDP - DARK  
WALNUT**



**LWDP - LIGHT  
BARNWOOD**



**DWDP - DARK  
BARNWOOD**


# EVERWOODS

BY OCL



# METAL FINISHES

## PREMIUM METAL FINISHES:



**BAL - BRUSHED ALUMINUM**




**PAL - POLISHED ALUMINUM**




**PTR - PEWTER**



**PBR - POLISHED BRASS**




**ABR - ANTIQUE BRASS**




**STB - STATUARY BRONZE**



**SNK - SATIN NICKEL**



**ORB - OIL RUBBED BRONZE**



**BBR - BRUSHED BRASS**






# ACOUSTIC


## ACOUSTIC COLORS:




**PBK - PURE BLACK**



**CHG - CHARCOAL**



**SLT - SLATE**



**SDG - SHADOW GRAY**



**PIC - PEARL ICE**



**CWH - CLASSIC  
WHITE**



**SLG - SILVER GRAY**




**NTL - NATURAL  
LINEN**



**HZW - HAZELWOOD**



**CFB - CORNFLOWER  
BLUE**




**DNB - DENIM BLUE**



**BRD - BRICK RED**



**MNB - MIDNIGHT  
BLUE**




**DPP - DEEP PURPLE**




**BRY - BERRY**




**CHR - CHERRY RED**



**CRT - CARROT**



**DWT - DEEPWATER**



**PNA - PINEAPPLE**



**LMS - LIMESTONE**



**SFM - SEAFOAM**



**EMG - EMERALD  
GREEN**



**CNM - CINNAMON**



**BLS - BLUSH**

These colors are for reference only. Please be aware that colors may vary per monitor. Contact your local rep with any questions.

**Request a swatch sample at [ocl.com/finishes](https://ocl.com/finishes)**






# FABRIC


## AVAILABLE FABRIC SWATCHES:




AC - PURE WHITE




BC - CREAM




CC - GINGER



IC - MIDNIGHT BLACK



DC - DRIFTWOOD



EC - PLATINUM




HC - ESPRESSO






# DIFFUSER OPTIONS


## ACRYLIC FINISHES:




MW - MATTE WHITE



GW - GLOSS WHITE



FA - FAUX  
ALABASTER



WS - WHITE SWIRL

## OTHER DIFFUSER FINISHES:



CR CLEAR ACRYLIC  
ROD



FS FROSTED  
SILICONE

## GLASS:



WG - WHITE GLASS