

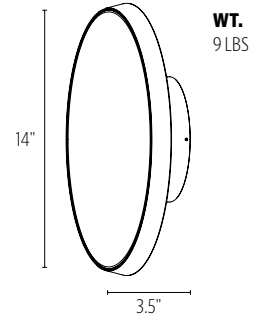


Centro™

CEILING / SCNCE / OUTDOOR


FEATURES

- DIE-CAST ALUMINUM HOUSING WITH INJECTION MOLDED THREAD-IN DIFFUSER
- PERFORMANCE DIFFUSER ALLOWS HIGH TRANSMISSION AND ZERO LED IMAGING
- INTEGRAL LED DRIVERS
- FIELD REPLACEABLE LEDS AND DRIVERS
- IP68 RATING (O10A & C10A)



CATALOG CODES

| | | | | | | | | | | | | | | | | |
|------------|---|----------------|---|-----------|---|-----------|---|----------|---|--------------|---|------------|---|----------|---|----------|
| CT1 | - | B | - | 14 | - | MW | - | E | - | F | - | UNV | - | H | - | I |
| SERIES | | HANGING SYSTEM | | SIZE | | DIFFUSER | | FINISH | | LIGHT SOURCE | | VOLTAGE | | CONTROL | | OPTIONS |

| SPECIFY CATALOG CODE | | A | B | C | D | E | | |
|--|-------------|---|----------------|-----------------------|-----------------------------|-------------------|------------|-------------------|
| | | SERIES | HANGING SYSTEM | SIZE | DIFFUSER | FINISH | | |
|  CT1 CENTRO | S1SA | INDOOR ADA COMPLIANT SCNCE | 14 | MW MATTE WHITE | POWDER COAT FINISHES | | | |
| | O10A | OUTDOOR ADA COMPLIANT SCNCE (ETL LISTED FOR WET LOCATION) | | | AWP | AUTUMN WHITE | HEP | HENNA |
| | C1NA | SURFACE CEILING MOUNT | | | BEP | BEIGE | KAP | KHAKI |
| | C10A | OUTDOOR SURFACE CEILING MOUNT (ETL LISTED FOR WET LOCATION) | | | BKP | BLACK | LBP | LIGHT BRONZE |
| | | | | | BLP | BLUE | MWP | MATTE WHITE |
| | | | | | BMP | BRASS METALLIC | RHP | RESEDA HAMMERTONE |
| | | | | | BNP | BRONZE | SAP | SAGE GREEN |
| | | | | | BTP | BLACK TEXTURED | SGP | STEEL GRAY |
| | | | | | CHP | COPPER HAMMERTONE | SHP | SILVER HAMMERTONE |
| | | | | | CMP | COPPER METALLIC | SMP | SILVER METALLIC |
| | | | | | DBP | DENIM BLUE | SRP | STORM GRAY |
| | | | | | GRP | GRAPHITE | SWP | SKY WHITE |
| | | | | | GTP | GRAY TEXTURED | WTP | WHITE TEXTURED |

| F | | G | | H | | I | |
|-------------------|-------------------|------------|----------------|------------|------------------------------------|------------|--|
| LIGHT SOURCE | | VOLTAGE | | CONTROL | | OPTIONS | |
| LED OUTPUT | COLOR TEMP | UNV | 120-277 | DM1 | 0-10V DIMMING 1% | ULD | DAMP LABEL (S1SA AND C1NA ONLY) |
| LED1 | 27K | | | DM3 | LUTRON HI-LUME ECOSYSTEM 1% (LDE1) | MOD | MODIFIED LUMINAIRE (CONTACT LOCAL REP) |
| LED2 | 30K | | | | | | |
| | 35K | | | | | | |
| | 40K | | | | | | |

SAMPLE CODE: CT1-S1SA-14-MW-AWP-LED1/27K-UNV-DM1

COMMENTS

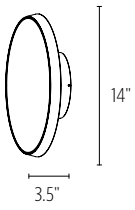
UP TO **110** LM/W

| LUMENS AND WATTAGE CHART | | SIZE |
|--------------------------|------------------|------|
| | | 14 |
| LED1 | LUMENS DELIVERED | 1650 |
| | SYSTEM WATTAGE | 15 |
| LED2 | LUMENS DELIVERED | 2750 |
| | SYSTEM WATTAGE | 25 |

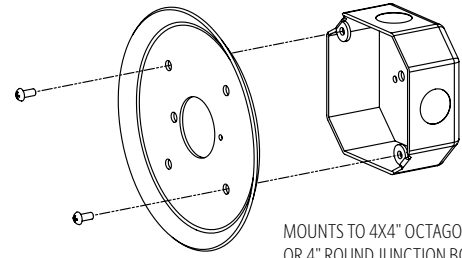
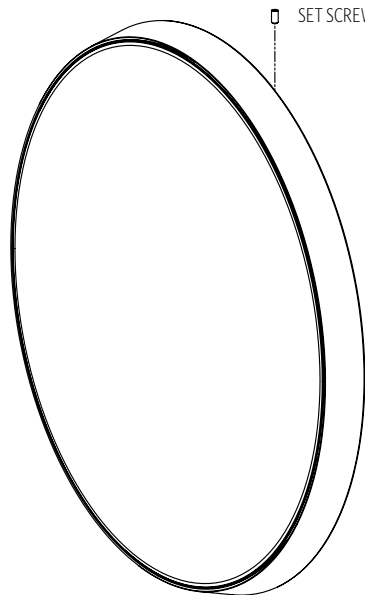
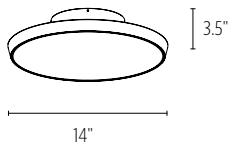
This chart was created for a 35K color temp. Multiply by 0.95 for 27k color temp, 0.97 for 30k color temp, and 1.03 for 40k color temp.

HANGING SYSTEM

S1SA INDOOR ADA COMPLIANT SCONCE
O10A OUTDOOR ADA COMPLIANT SCONCE



C1NA SURFACE CEILING MOUNT
C1OA OUTDOOR SURFACE CEILING MOUNT



MOUNTS TO 4X4" OCTAGON
 OR 4" ROUND JUNCTION BOX
 (BY OTHER)

DIFFUSER

FINISH

ACRYLIC FINISHES:



SOLID POWDER COAT FINISHES:



METALLIC POWDER COAT FINISHES:



TEXTURED POWDER COAT FINISHES:



These colors are for reference only. Please be aware that colors may vary per monitor. Please contact your sales rep for finish samples.

LIGHT SOURCE

| LUMENS AND WATTAGE CHART | | SIZE |
|--------------------------|------------------|------|
| | | 14" |
| LED1 | LUMENS DELIVERED | 1650 |
| | SYSTEM WATTAGE | 15 |
| LED2 | LUMENS DELIVERED | 2750 |
| | SYSTEM WATTAGE | 25 |

This chart was created for a 35K color temp. Multiply by 0.95 for 27k color temp, 0.97 for 30k color temp, and 1.03 for 40k color temp.

| STANDARD COLOR TEMPERATURE OPTIONS | CRI |
|------------------------------------|-----|
| 2700K | 80+ |
| 3000K | 80+ |
| 3500K | 80+ |
| 4000K | 80+ |

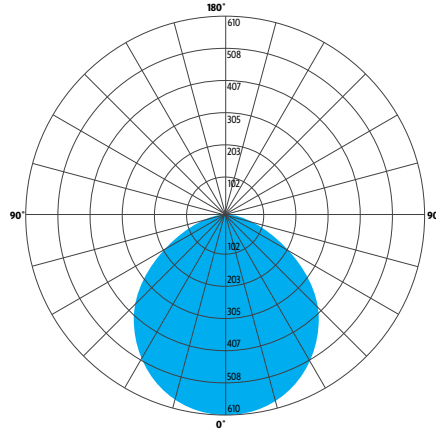
LUMEN MAINTENANCE

| | |
|-------------|--------------------|
| REPORTED: | L70 AT >60,000 HRS |
| CALCULATED: | L70 AT 185,000 HRS |
| REPORTED: | L90 AT 54,000 HRS |
| CALCULATED: | L90 AT 54,000 HRS |

Derived from EPA TM-21 calculator. Based on typical conditions. Consult the factory for additional details

PHOTOMETRY:

| | |
|---------------|---------------------------------|
| LUMINAIRE: | CT1-CINA-14-GW-XXX-LED2_35K-UNV |
| COLOR TEMP #: | 3500K |
| EFFICACY: | 110 LM/W |
| TEST REPORT: | TEST NO. 19811.0 |



| ZONE | LUMENS | % OF LUMINAIRE |
|--------|--------|----------------|
| 0-30 | 772 | 28% |
| 0-60 | 2220 | 81% |
| 0-90 | 2742 | 100% |
| 90-180 | 0 | 0 |

For all available IES files, please visit our website at ocl.com.

CONTROL

DM1 0-10V DIMMING 1%

- 0-10V DIMMING
- 1% MINIMUM DIM LEVEL
- ELECTRONIC DRIVER
- POWER FACTOR >0.9
- THD <20%
- MINIMUM AMBIENT OPERATING TEMPERATURE -22°F
- FIELD REPLACEABLE

DM3 LUTRON HI-LUME ECOSYSTEM 1% (LDE1)

- LUTRON HI-LUME SOFT-ON, FADE-TO-BLACK 1%, ECOSYSTEM, LDE1
- ELECTRONIC DRIVER
- POWER FACTOR >0.9
- THD <20%
- MINIMUM AMBIENT OPERATING TEMPERATURE: -32°F
- FIELD REPLACEABLE

OPTIONS

ULD DAMP LABEL LUMINAIRE

- MAY BE USED IN A OUTDOOR AREA THAT IS PROTECTED FROM DIRECT CONTACT WITH WIND, RAIN, SNOW OR EXCESSIVE MOISTURE (SISA & CINA ONLY)

MOD MODIFIED LUMINAIRE

- LUMINAIRE IS MODIFIED FROM STANDARD OPTIONS. CONTACT LOCAL REP FOR MORE INFORMATION

SPECIFICATIONS

CONSTRUCTION

- HOUSING IS DIE-CAST ALUMINUM
- DIFFUSER IS INJECTION-MOLDED WITH FROSTED SURFACE
- CANOPY IS SPUN ALUMINUM
- HARDWARE IS ZINC PLATED OR STAINLESS STEEL

MOUNTING

- MOUNT TO 4X4" OCTAGON OR 4" ROUND J-BOX (BY OTHER)

ELECTRICAL

- DIMMING ELECTRONIC DRIVER(S), COMES STANDARD WITH 0-10V DOWN TO 1%
- LUTRON (LDE1) ECOSYSTEM 1% ALSO AVAILABLE
- OCL PROPRIETARY LED ARRAYS USE NICHIA 757 DIODES
- LUMINAIRE CONNECTS TO BUILDING SUPPLY (120V-277V 50/60HZ) UNLESS DRIVERS ARE REMOTE

LISTING

- ETL LISTED TO UL 1598 FOR DRY AND WET LOCATIONS, DAMP LOCATION LISTED IS OPTION
- IP68 RATING (O10A & C10A)

WARRANTY

- 5 YEAR; ALL ELECTRICAL COMPONENTS RETAIN THE MANUFACTURER'S WARRANTY