

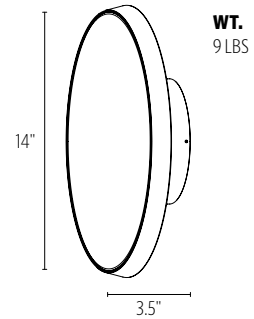


Centro™

CEILING / SCNCE / OUTDOOR

FEATURES

- DIE-CAST ALUMINUM HOUSING WITH INJECTION MOLDED THREAD-IN DIFFUSER
- PERFORMANCE DIFFUSER ALLOWS HIGH TRANSMISSION AND ZERO LED IMAGING
- INTEGRAL LED DRIVERS
- FIELD REPLACEABLE LEDS AND DRIVERS
- IP68 RATING (O10A & C10A)




WT.
9 LBS



CATALOG CODES

CT1	-	B	-	14	-	MW	-	E	-	F	-	UNV	-	H	-	I
SERIES		HANGING SYSTEM		SIZE		DIFFUSER		FINISH		LIGHT SOURCE		VOLTAGE		CONTROL		OPTIONS

SPECIFY CATALOG CODE		A	B	C	D	E		
		SERIES	HANGING SYSTEM	SIZE	DIFFUSER	FINISH		
 <p>CT1 CENTRO</p>	S1SA	INDOOR ADA COMPLIANT SCNCE	14	MW MATTE WHITE	POWDER COAT FINISHES			
	O10A	OUTDOOR ADA COMPLIANT SCNCE (ETL LISTED FOR WET LOCATION)			AWP	AUTUMN WHITE	HEP	HENNA
	C1NA	SURFACE CEILING MOUNT			BEP	BEIGE	KAP	KHAKI
	C10A	OUTDOOR SURFACE CEILING MOUNT (ETL LISTED FOR WET LOCATION)			BKP	BLACK	LBP	LIGHT BRONZE
					BLP	BLUE	MWP	MATTE WHITE
					BMP	BRASS METALLIC	RHP	RESEDA HAMMERTONE
					BNP	BRONZE	SAP	SAGE GREEN
					BTP	BLACK TEXTURED	SGP	STEEL GRAY
					CHP	COPPER HAMMERTONE	SHP	SILVER HAMMERTONE
					CMP	COPPER METALLIC	SMP	SILVER METALLIC
					DBP	DENIM BLUE	SRP	STORM GRAY
					GRP	GRAPHITE	SWP	SKY WHITE
					GTP	GRAY TEXTURED	WTP	WHITE TEXTURED

F		G		H		I					
LIGHT SOURCE		VOLTAGE		CONTROL		OPTIONS					
LED OUTPUT	COLOR TEMP	UNV	120-277	DM1	0-10V DIMMING 1%	ULD	DAMP LABEL (S1SA AND C1NA ONLY)				
LED1	27K							DM3	LUTRON HI-LUME ECOSYSTEM 1% (LDE1)	MOD	MODIFIED LUMINAIRE (CONTACT LOCAL REP)
LED2	30K										
	35K										
	40K										

SAMPLE CODE: CT1-S1SA-14-MW-AWP-LED1/27K-UNV-DM1

COMMENTS

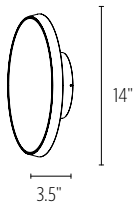
UP TO **110** LM/W

LUMENS AND WATTAGE CHART		SIZE
		14
LED1	LUMENS DELIVERED	1650
	SYSTEM WATTAGE	15
LED2	LUMENS DELIVERED	2750
	SYSTEM WATTAGE	25

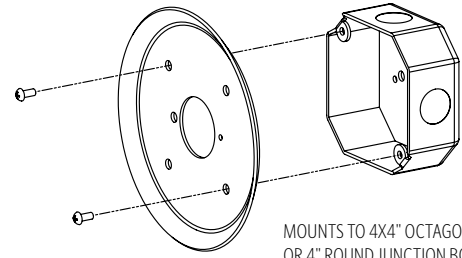
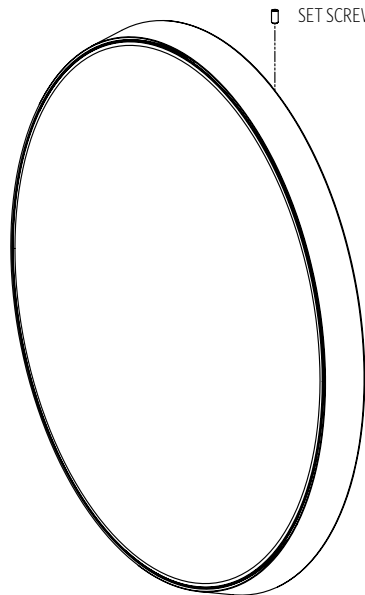
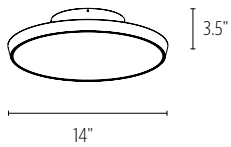
This chart was created for a 35K color temp. Multiply by 0.95 for 27K color temp, 0.97 for 30K color temp, and 1.03 for 40K color temp.

HANGING SYSTEM

S1SA INDOOR ADA COMPLIANT SCONCE
O10A OUTDOOR ADA COMPLIANT SCONCE



C1NA SURFACE CEILING MOUNT
C1OA OUTDOOR SURFACE CEILING MOUNT



MOUNTS TO 4X4" OCTAGON
 OR 4" ROUND JUNCTION BOX
 (BY OTHER)

DIFFUSER

FINISH

ACRYLIC FINISHES:



SOLID POWDER COAT FINISHES:



METALLIC POWDER COAT FINISHES:



TEXTURED POWDER COAT FINISHES:



These colors are for reference only. Please be aware that colors may vary per monitor. Please contact your sales rep for finish samples.

LIGHT SOURCE

LUMENS AND WATTAGE CHART		SIZE
		14"
LED1	LUMENS DELIVERED	1650
	SYSTEM WATTAGE	15
LED2	LUMENS DELIVERED	2750
	SYSTEM WATTAGE	25

This chart was created for a 35K color temp. Multiply by 0.95 for 27k color temp, 0.97 for 30k color temp, and 1.03 for 40k color temp.

STANDARD COLOR TEMPERATURE OPTIONS	CRI
2700K	80+
3000K	80+
3500K	80+
4000K	80+

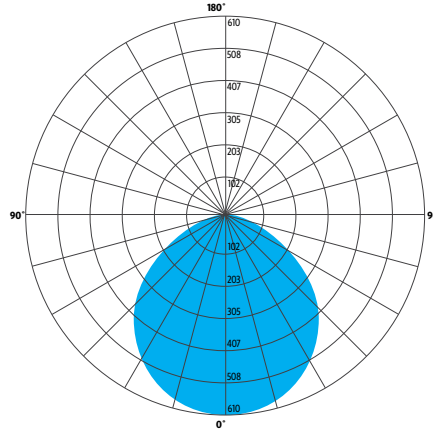
LUMEN MAINTENANCE

REPORTED:	L70 AT >60,000 HRS
CALCULATED:	L70 AT 185,000 HRS
REPORTED:	L90 AT 54,000 HRS
CALCULATED:	L90 AT 54,000 HRS

Derived from EPA TM-21 calculator. Based on typical conditions. Consult the factory for additional details

PHOTOMETRY:

LUMINAIRE:	CT1-CINA-14-GW-XXX-LED2_35K-UNV
COLOR TEMP #:	3500K
EFFICACY:	110 LM/W
TEST REPORT:	TEST NO. 19811.0



ZONE	LUMENS	% OF LUMINAIRE
0-30	772	28%
0-60	2220	81%
0-90	2742	100%
90-180	0	0

For all available IES files, please visit our website at ocl.com.

CONTROL

DM1 0-10V DIMMING 1%

- 0-10V DIMMING
- 1% MINIMUM DIM LEVEL
- ELECTRONIC DRIVER
- POWER FACTOR >0.9
- THD <20%
- MINIMUM AMBIENT OPERATING TEMPERATURE -22°F
- FIELD REPLACEABLE

DM3 LUTRON HI-LUME ECOSYSTEM 1% (LDE1)

- LUTRON HI-LUME SOFT-ON, FADE-TO-BLACK 1%, ECOSYSTEM, LDE1
- ELECTRONIC DRIVER
- POWER FACTOR >0.9
- THD <20%
- MINIMUM AMBIENT OPERATING TEMPERATURE: -32°F
- FIELD REPLACEABLE

OPTIONS

ULD DAMP LABEL LUMINAIRE

- MAY BE USED IN A OUTDOOR AREA THAT IS PROTECTED FROM DIRECT CONTACT WITH WIND, RAIN, SNOW OR EXCESSIVE MOISTURE (SISA & CINA ONLY)

MOD MODIFIED LUMINAIRE

- LUMINAIRE IS MODIFIED FROM STANDARD OPTIONS. CONTACT LOCAL REP FOR MORE INFORMATION

SPECIFICATIONS

CONSTRUCTION

- HOUSING IS DIE-CAST ALUMINUM
- DIFFUSER IS INJECTION-MOLDED WITH FROSTED SURFACE
- CANOPY IS SPUN ALUMINUM
- HARDWARE IS ZINC PLATED OR STAINLESS STEEL

MOUNTING

- MOUNT TO 4X4" OCTAGON OR 4" ROUND J-BOX (BY OTHER)

ELECTRICAL

- DIMMING ELECTRONIC DRIVER(S), COMES STANDARD WITH 0-10V DOWN TO 1%
- LUTRON (LDE1) ECOSYSTEM 1% ALSO AVAILABLE
- OCL PROPRIETARY LED ARRAYS USE NICHIA 757 DIODES
- LUMINAIRE CONNECTS TO BUILDING SUPPLY (120V-277V 50/60HZ) UNLESS DRIVERS ARE REMOTE

LISTING

- ETL LISTED TO UL 1598 FOR DRY AND WET LOCATIONS, DAMP LOCATION LISTED IS OPTION
- IP68 RATING (010A & C10A)

WARRANTY

- 5 YEAR; ALL ELECTRICAL COMPONENTS RETAIN THE MANUFACTURER'S WARRANTY