

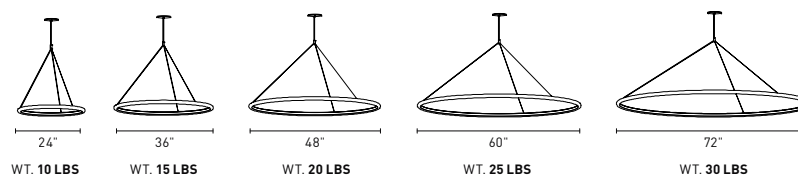


A02-P1EZ-36-MW-GRP

# Aro<sup>TM</sup>

PENDANT

## > MEASUREMENTS






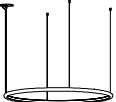
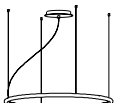
## > FEATURES

- Extremely minimal profile size.
- Fixtures can be clustered together to create large scale installations.
- Custom sizes and shapes are possible.
- 3-step LED binning.
- LED reliability L70 > 100,000 hours.
- 24 standard powder coat paints offered. However, all RAL colors available.
- Contact factory for additional modifications or options.



PROFILE VIEW

Ø 1.50"

SERIES	HANGING SYSTEM	SIZE	DIFFUSER	FINISH	LIGHT SOURCE	VOLTAGE	OAH	OPTIONS		
 <b>A02</b>	<b>P1EZ</b> PENDANT WITH ANGLED AIRCRAFT CABLES TO COLLECTOR AND SINGLE AIRCRAFT CABLE FROM COLLECTOR TO CANOPY (REMOTE DRIVER) 	24 36 48 60 72	<b>MW</b> MATTE WHITE ACRYLIC	<b>PREMIUM METAL FINISH</b> <b>BAL</b> BRUSHED ALUMINUM  <b>POWDER COAT FINISH</b> <b>AWP</b> AUTUMN WHITE PAINT <b>BEP</b> BEIGE PAINT <b>BKP</b> BLACK PAINT <b>BLP</b> BLUE PAINT <b>BMP</b> BRASS METALLIC PAINT <b>BNP</b> BRONZE PAINT <b>BTP</b> BLACK TEXTURED PAINT <b>CHP</b> COPPER HAMMERTONE PAINT <b>CMP</b> COPPER METALLIC PAINT <b>DBP</b> DENIM BLUE PAINT <b>GRP</b> GRAPHITE PAINT <b>GTP</b> GRAY TEXTURED PAINT <b>HEP</b> HENNA PAINT <b>KAP</b> KHAKI PAINT <b>LBP</b> LIGHT BRONZE PAINT <b>MWP</b> MATTE WHITE PAINT <b>RHP</b> RESEDA HAMMERTONE PAINT <b>SAP</b> SAGE GREEN PAINT <b>SGP</b> STEEL GRAY PAINT <b>SHP</b> SILVER HAMMERTONE PAINT <b>SMP</b> SILVER METALLIC PAINT <b>SRP</b> STORM GRAY PAINT <b>SWP</b> SKY WHITE PAINT <b>WTP</b> WHITE TEXTURED PAINT	LED OUTPUT  <b>LED1</b>	COLOR TEMP  27K 30K 35K 40K	<b>UNV</b> 120-277	<b>SPECIFY IN INCHES</b>	<b>DM0</b> 0-10V DIMMING 10% <b>DM1</b> 0-10V DIMMING 1%  <b>DM3</b> LUTRON HI-LUME ECOSYSTEM 1%	
	<b>P1DE</b> PENDANT WITH ANGLED AIRCRAFT CABLES TO COLLECTOR AND SINGLE AIRCRAFT CABLE FROM COLLECTOR TO CANOPY WITH INTEGRAL DRIVER 	<b>P1EM</b> PENDANT WITH VERTICAL AIRCRAFT CABLES TO SEPARATE MOUNTING POINTS AND POWER CORD TO CANOPY (REMOTE DRIVER) 								<b>P1DA</b> PENDANT WITH VERTICAL AIRCRAFT CABLES TO SEPARATE MOUNTING POINTS AND POWER CORD TO CANOPY WITH INTEGRAL DRIVER 
	✓ SPECIFY CATALOG CODE									
	_____ - _____ - _____ / _____ - _____ - _____									

SAMPLE CODE: A02-P1EZ-36-MW-GRP-LED1/35K-UNV-36

> **FIXTURE SPECIFICATIONS**

- Fixture mounts to standard 4" octagon J-box (supplied by other).
- Fixtures with P1EM hanging system, canopy will be MWP unless specified.
- Fixtures with P1DA, P1DE and P1EZ hanging system, canopy will match finish choice.
- Various types of dimming drivers available, controls not included.
- Class II LED drivers – 120-277VAC 50/60Hz.
- P1EM and P1EZ will include UL listed enclosure for remote mounting drivers. [OCL recommends max 30' distance from fixture for non dimming, DM0, DM1 and 10' max remote distance for Lutron.] Enclosure should remain accessible after installation.
- Typical LED CRI 80+.
- For photometric data, please visit [www.ocl.com](http://www.ocl.com).
- Structural mounting required for fixtures over 50 lbs.
- For specific mounting instructions, please contact factory.
- Five year product warranty.
- All specifications and information subject to change without notice. See submittal for current specifications and information.

> **LIGHT SOURCE PERFORMANCE CHART**

		SIZE				
		24	36	48	60	72
LED1	LUMENS DELIVERED	1950	2930	3910	4890	5860
	SYSTEM WATTAGE	24	34	46	56	68

