



Camelot Signature™

PENDANT

FEATURES



- CAST BRASS ARMS AND THE CAMELOT CAST TRIM RING ARE COMBINED TO MAKE THIS SIGNATURE FIXTURE
- CAST FROM SOLID, NON-FERROUS BRASS, THE TRIM RING FEATURES THE CLASSIC EGG-AND-DART ARCHITECTURAL DETAIL
- THE OPTIONAL V-STYLE OVERLAY AND ACORN STYLE CAST BRASS BOTTOM FINIAL ADD ANOTHER LEVEL OF ELEGANCE
- THERMALLY FORMED ACRYLIC RANGES FROM 3/16" TO 1/4" THICK, DEPENDING ON SIZE. VIRGIN WHITE ACRYLIC IS UV STABLE, AND ALL FAUX ACRYLIC COLORS ARE MIXED COMPLETELY THROUGH TO AVOID NOTICEABLE FADING
- WHITE ACRYLIC IS UL-94 HB FLAME CLASS RATING




CATALOG CODES

A	P1AK	C	E	I	H	I	J	
SERIES	HANGING SYSTEM	SIZE	DIFFUSER	FINISH	VOLTAGE	OAH	CONTROL	OPTIONS

SPECIFY CATALOG CODE

A	B	C	D	E
SERIES	HANGING SYSTEM	SIZE	DIFFUSER	FINISH
 <p>CS1 SATELLITE DIFFUSERS FROSTED WHITE GLASS GLOBES & 60W A-LAMPS</p>	<p>P1AK PENDANT WITH 3 ANGLED REEDED STEMS AND A CENTER REEDED STEM TO COLLECTOR AND A SINGLE CENTER CHAIN FROM COLLECTOR TO CANOPY</p>	<p>34</p>	<p>GW GLOSS WHITE ACRYLIC</p> <p>PREMIUM ACRYLIC</p> <p>MW MATTE WHITE ACRYLIC</p> <p>FA FAUX ALABASTER ACRYLIC</p> <p>WS WHITE SWIRL ACRYLIC</p>	<p>POWDER COAT FINISHES</p> <p>BKP BLACK</p> <p>BMP BRASS METALLIC</p> <p>BNP BRONZE</p> <p>BTP BLACK TEXTURED</p> <p>GRP GRAPHITE</p> <p>GLP GOLDTASTIC</p> <p>MWP MATTE WHITE</p> <p>SGP STEEL GRAY</p> <p>SMP SILVER METALLIC</p> <p>SWP SKY WHITE</p> <p>WTP WHITE TEXTURED</p>
 <p>CS2 SATELLITE DIFFUSERS ACRYLIC DOMES & 60W A-LAMPS</p>		<p>42</p>	<p>PREMIUM METAL FINISHES</p> <p>PTR PEWTER</p> <p>PBR POLISHED BRASS</p> <p>BBR BRUSHED BRASS</p> <p>ABR ANTIQUE BRASS</p> <p>STB STATUARY BRONZE</p> <p>SNK SATIN NICKEL</p> <p>ORB OIL RUBBED BRONZE</p>	
		<p>54</p>		

F	G	H	I	J	
LIGHT SOURCE	VOLTAGE	OAH	CONTROL	OPTIONS	
<p>LED OUTPUT</p> <p>LED1</p> <p>LED2</p> <p>NOTE: BOWL ONLY; TOP LENS STANDARD IN LED</p>	<p>COLOR TEMP</p> <p>27K</p> <p>30K</p> <p>35K</p> <p>40K</p>	<p>UNV 120-277</p>	<p>SPECIFY IN INCHES</p>	<p>DM1 0-10V DIMMING 1%</p> <p>LEAVE BLANK FOR SCREW IN</p>	<p>CIB CLEAR INNER BOWL</p> <p>VOL "V" STYLE OVERLAY AND BOTTOM FINIAL (SEE RIGHT)</p> <p>MOD MODIFIED LUMINAIRE (CONTACT LOCAL REP)</p>  <p>VOL</p>
<p>2IN100 2 - E26 MEDIUM BASE SOCKET - A19 LAMP (34") 100W MAX INC PER LAMP (BY OTHERS)</p> <p>3IN100 3 - E26 MEDIUM BASE SOCKET - A19 LAMP (42") 100W MAX INC PER LAMP (BY OTHERS)</p> <p>3IN150 3 - E26 MEDIUM BASE SOCKET - A19 LAMP (54") 150W MAX INC PER LAMP (BY OTHERS)</p>	<p>LEAVE BLANK FOR SCREW IN</p>	<p>120V (SCREW IN ONLY)</p>			

SAMPLE CODE: CS1-P1AK-42-MW-BBR-LED1/35K-UNV-48-DM1-VOL

LUMENS AND WATTAGE CHART		34	42	54
LED1	LUMENS DELIVERED	1350	4500	4500
	SYSTEM WATTAGE	15	50	50
LED2	LUMENS DELIVERED	2250	9100	9100
	SYSTEM WATTAGE	25	105	105

MODS, NOTES, & COMMENTS

This chart was created for a 35K color temp with standard white acrylic. Multiply by 0.95 for 27k color temp, 0.97 for 30k color temp, and 1.03 for 40k color temp. LED wattage and lumen data approx. pending LM-79 testing.