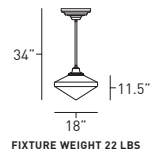
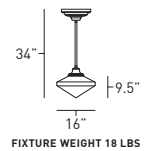
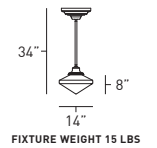


SC1-P1AA-16-WG-PBR



CN1-P1AA-16-WG-BKP

MATCHING FIXTURES



page 358



page 358



page 420






page 420

FEATURES

- The Schoolhouse and Cone series feature unique styles of hand-blown opal white glass.
- This timeless fixture is available with energy efficient compact fluorescent lamping.
- Constructed with solid, non-ferrous brass, aluminum or copper.
- OCL metal finishes are applied by hand and receive a protective clear coat lacquer.
- 21 standard powder coat paints offered, however all RAL colors available.
- Fixture offered with a variety of compact fluorescent, metal halide and incandescent optic packages.
- Contact factory for additional modifications or options.

FOR ADDITIONAL INFORMATION GO TO WWW.OCL.COM AND SEARCH: SCHOOLHOUSE OR CONE PENDANT

SERIES	HANGING SYSTEM		SIZE	DIFFUSER		FINISH	LAMPING [PHOTOMETRIC TEST #]		VOLTAGE	OAH SPECIFY IN INCHES	OPTIONS		
 SC1	P1AA	PENDANT WITH A SINGLE CENTER STEM		14	WG	WHITE GLASS	PAL	POLISHED ALUMINUM	14"	120	34	DMA	ADVANCE® DIMMING BALLAST
				16			BAL	BRUSHED ALUMINUM	10D26	1@26W QD		277	DML
PTR	PEWTER	1TT32	1@32W TT		347	EMI	INTEGRAL EMERGENCY						
PBR	POLISHED BRASS	1IN100	1@100W IN			EMI	INTEGRAL EMERGENCY						
BBR	BRUSHED BRASS	16"			34	FUS	FUSED						
ABR	ANTIQUE BRASS	4QD26	4@26W QD		[9684.0]	ULD	UL DAMP LABEL						
STB	STATUARY BRONZE	2TT32	2@32W TT		[13761.0]	MHC	24" METAL HALIDE BALLAST CANOPY (100W & LOWER ONLY)						
SNK	SATIN NICKEL	1TT42	1@42W TT		[13762.0]								
ORB	OIL RUBBED BRONZE	1IN150	1@150W IN		[13760.0]								
18	PTD	PAINTED – SPECIFY CODE (EX. BKP FOR BLACK PAINT, SEE PAGE 492 FOR PAINT OPTIONS)	1MH100		1@100W MH	[7761.0]							
			18"			34							
			4QD26		4@26W QD	[9684.0]							
			4TT32		4@32W TT								
			4TT42		4@42W TT								
			1IN200	1@200W IN									
			1MH175	1@175W MH									
 SPECIFY CATALOG CODE													

SAMPLE CODE: **CN1-P1AA-16-WG-BKP-2TT32-120-34-FUS**

 PHOTOMETRIC INFORMATION AVAILABLE AT WWW.OCL.COM

- Fixture mounts to a standard 4" J-box (supplied by others), and features a 45-degree sloped-ceiling canopy.
- Bodine® emergency ballast available, standard with remote mounted test switch and indicator light.
- Advance® and Lutron® dimming ballasts available. Controls not included.
- Integral HPF electronic fluorescent ballast with Class A sound rating (3-5 year ballast warranty depending on ballast specification).
- Maximum overall height subject to ballast specification. Consult factory for details.

- Dual circuiting is standard on multi-ballast fixtures. Consult factory for details or other circuiting options.
- Remote mounted F-can ballast standard for metal halide lamping (20' max for 100w). Metal halide ballast canopy available for 100w only.
- For photometric data, please visit www.ocl.com.
- For lamp and base information, see pages 496-505 in the reference section.
- Structural mounting required for fixtures over 50 lbs.
- For specific mounting instructions, please contact factory.
- Five year product warranty.



CANOPY FOR INCANDESCENT LAMPING