


2010 *product preview*



OCL is extremely proud to announce the release of several new and exciting light fixtures in 2010.

These new products are a result of countless hours of market research, design and development, engineering evaluations, and laboratory tests. Our thorough development process ensures that all products are of the highest quality in order to provide ideal performance in any space.

This pamphlet is just a preview. Complete literature and ordering information will be available shortly.

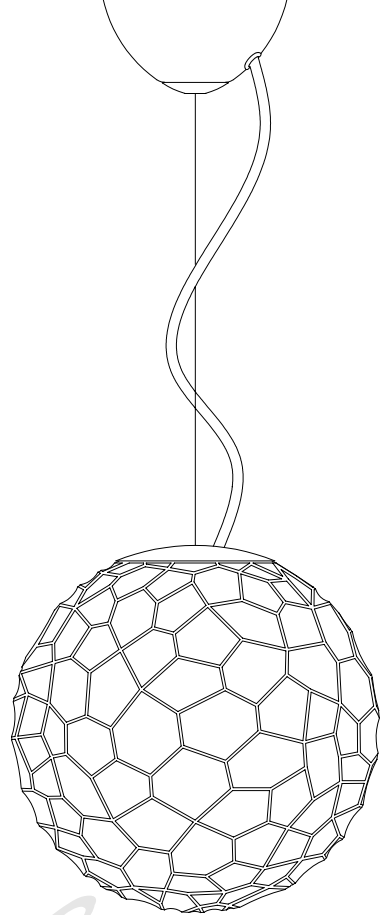


ribbed glass

Ribbed Glass

PENDANT

- 12" D, matte-finish opal white hand-blown glass (0.15" thickness).
- Integral glass support (die-cast aluminum) which has a unique leveling system; glass will always hang straight.
- 1 @ 26, 32, 42 or 57w lamping options are available.
- Integral fixed output and dimming ballast are available.
- Choose between Black, White, Teal or Scarlet nylon braided power cords.



faceted glass

Faceted Glass

PENDANT

- 12" D, matte-finish opal white hand-blown glass (0.15" thickness).
- Integral glass support (die-cast aluminum) which has a unique leveling system; glass will always hang straight.
- 1 @ 26, 32, 42 or 57w lamping options are available.
- Integral fixed output and dimming ballast are available.
- Choose between Black, White, Teal or Scarlet nylon braided power cords.



Cylinder

LED PENDANT

- 3.5" W x 5" H die-cast aluminum body.
- 7 @ 1w LEDs, 3500K, 85 CRI - approximately 60-65 lumens per watt.
- Integral driver.
- 6°, 25° and 40° optics are available.
- Flat, two-toned (black and clear), injection-molded acrylic diffuser.
- Optional 8" H decorative, injection-molded acrylic diffuser.
- Extruded acrylic cylinders (attached with a threaded, die-cast aluminum collar) are available.
- Choose between Black, White, Teal, or Scarlet nylon braided power cords.

cylinder




Cylinder

FLUORESCENT PENDANT

- 3.5" W x 5" H die-cast aluminum body.
- 1 @ 13, 18 or 26w quad CFL options with the decorative, injection-molded diffuser.
- 1 @ 18, 27, 39, 40, 50 or 55w biax CFL options with the extruded acrylic cylinder diffuser.
- Integral fixed output and dimming ballast are available.
- 8" H decorative, injection-molded acrylic diffuser.
- Extruded acrylic cylinders (attached with a threaded, die-cast aluminum collar) are available.
- Choose between Black, White, Teal, or Scarlet nylon braided power cords.

cylinder



Fabric

PENDANT

- Available with 18", 24", 36" or 48" square or cylindrical high-quality fabric shades.
- Shades feature hand-rolled edges.
- Heavy styrene fabric backing adds strength and even illumination.
- 3/16"-thick frame material provides rigidity and strength.
- Bottom diffusers are .25"-thick acrylic, milled to perfectly nest into the frame.
- Bottom lens can have a standard or customized etched pattern.
- Sloped ceiling canopy and earthquake suspension is standard on all models.
- Custom fabrics and shade sizes are available for specification.
- Numerous fluorescent lamping options are available for each size.
- Semi-flush pendant options are available.

fabric



illusion

Illusion

PENDANT

- 5" H x 2.625" W, thick-walled aluminum extrusion, available in 2', 3', 4', 5' or 8' lengths and can be continuously mounted.
- Available with "L", "T" and "X" illuminated junctions.
- Fixture can be mounted as a pendant, wall sconce, or ceiling fixture.
- Wall sconce can transition into a pendant fixture.
- Single or bi-directional illumination is available. Fixture can be mounted horizontally or vertically.
- Die-cast aluminum end caps allow for a two-toned finishing option. No visible fasteners.
- Available with a flat, extruded acrylic diffuser or a parabolic louver.
- T5 or T5-HO lamping options are available.
- MR11 modules are available on some models for a down-light option.

PENDANT SCONCE OUTDOOR CEILING PEDESTAL

OCL / 2010 PRODUCT PREVIEW





curve

Curve

PENDANT

- 3.5" H x 2.625" W, thick-walled aluminum extrusion, available in 2', 3', 4', 5' or 8' lengths.
- Die-cast aluminum end caps allow for a two-toned finishing option. No visible fasteners.
- Extruded acrylic diffuser.
- T5, T5-HO or T8 lamping options.

PENDANT SCONCE OUTDOOR CEILING PEDESTAL



OCL / 2010 PRODUCT PREVIEW


Bamboo

LED INDOOR AND OUTDOOR SCONCE

- ADA compliant.
- 5" W x 8" H die-cast aluminum body and mounting plate.
- 7 @ 1w LEDs, 3500K, 85 CRI - approximately 60-65 lumens per watt.
- Integral driver.
- 6°, 25° and 40° optics are available.
- Flat, two-toned (black and clear), injection-molded acrylic diffuser.
- Optional 8" H decorative, injection-molded acrylic diffuser.
- Single or bi-directional illumination is available. Fixture can be mounted horizontally or vertically.
- UL-listed for wet location.

bamboo

PENDANT SCENCE OUTDOOR CEILING PEDESTAL




OCL / 2010 PRODUCT PREVIEW

Bamboo

FLUORESCENT INDOOR AND OUTDOOR SCENCE

- ADA compliant.
- 5" W x 8" H die-cast aluminum body and mounting plate.
- 8" H decorative injection-molded acrylic diffuser.
- Single or bi-directional illumination available. Fixture can be mounted horizontally or vertically.
- 1 or 2 @ 13, 18 or 26w quad CFL lamping options are available.
- Integral fixed output and dimming ballast are available.
- UL-listed for wet location.

bamboo



illusion

Illusion

INDOOR SCENCE

- ADA compliant.
- 5" H x 2.625" P, thick-walled aluminum extrusion, available in 2', 3', 4', 5' or 8' lengths and can be continuously mounted.
- Fixture can be mounted as a pendant, wall sconce, or ceiling fixture.
- Wall sconce can transition into a pendant fixture.
- Single or bi-directional illumination is available. Fixture can be mounted horizontally or vertically.
- Die-cast aluminum end caps allow for a two-toned finishing option. No visible fasteners.
- Available with a flat, extruded acrylic diffuser or a parabolic louver.
- Sconce is available with 90-degree illuminated corners.
- T5 or T5-HO lamping options are available.



Illusion

OUTDOOR SCONCE

- ADA compliant.
- 5" H x 3" P, available in 2', 3', 4' and 5' lengths.
- Can be mounted as a sconce (vertically or horizontally) or a ceiling fixture.
- Decorative face and mounting plate are extruded aluminum.
- Extruded acrylic diffuser is 45% impact modified.
- Die-cast aluminum end caps.
- T5 or T5-HO lamping options.
- UL-listed for wet location and for use as emergency lighting equipment.

illusion

11902 Lackland Road
St. Louis, Missouri 63146
P: 314-863-1895
F: 314-863-3278
www.ocl.com



Josh Shapiro

National Sales Manager

Adam Becker

Regional Sales Manager

Mary Heidorn

Regional Sales Manager

W W W . O C C L . C O M

11902 Lackland Road St. Louis, Missouri 63146 Phone: 314.863.1895 Fax: 314.863.3278 www.ocl.com