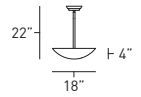
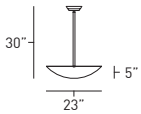


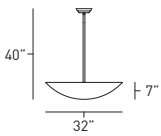
VOGUE™ PENDANT



FIXTURE WEIGHT 12 LBS



FIXTURE WEIGHT 14 LBS



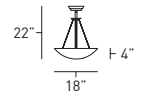
FIXTURE WEIGHT 25 LBS



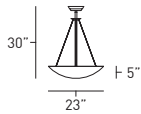
VG1-P1AA-23-NA-BAL



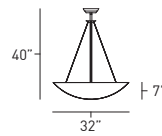
VG1-P1ED-23-NA-SWP/PAL



FIXTURE WEIGHT 12 LBS



FIXTURE WEIGHT 14 LBS



FIXTURE WEIGHT 25 LBS

MATCHING FIXTURES



page 42



page 346






page 350



page 408

FEATURES

- A shallow metal dome on the Vogue pendant conceals the light source to create a simple, glare-free indirect pendant.
- Spun from solid, non-ferrous 0.040" thick brass or 0.064" thick aluminum.
- OCL metal finishes are applied by hand and receive a protective clear coat lacquer.
- 21 standard powder coat paints offered, however all RAL colors available.
- Fixture offered with a variety of compact fluorescent and incandescent optic packages.
- Contact factory for additional modifications or options.

SERIES	HANGING SYSTEM	SIZE	DIFFUSER	FINISH	LAMPING (PHOTOMETRIC TEST #)	VOLTAGE	OAH SPECIFY IN INCHES	OPTIONS	
 <p>V61</p>	P1AA PENDANT WITH A SINGLE CENTER STEM 	18	NA NONE AVAILABLE	PAL POLISHED ALUMINUM BAL BRUSHED ALUMINUM PTD PAINTED - SPECIFY CODE (EX. BKP FOR BLACK PAINT, SEE PAGE 492 FOR PAINT OPTIONS)	18"	120	22	DMA ADVANCE® DIMMING BALLAST DML LUTRON® DIMMING BALLAST EMI INTEGRAL EMERGENCY FUS FUSED ULD UL DAMP LABEL TRC TRIPLE CIRCUIT	
					4QD13 4@13W QD	277			
	P1ED PENDANT WITH 3 ANGLED AIRCRAFT CABLES TO COLLECTOR AND A SINGLE CENTER STEM FROM TRIM RING TO CANOPY 	23	32			4QD26 4@26W QD (13773.0)	347	30	
						2IN100 2@100W IN (13757.0)			
						23"			
						2BX39 2@39W BX (12959.0)			
						4TT32 4@32W TT			
						3IN150 3@150W IN (13758.0)			
						32"			
						4TT32 4@32W TT			
4TT42 4@42W TT									
6BX39 6@39W BX (13774.0)									
6IN150 6@150W IN (13759.0)									
<input type="button" value="SPECIFY CATALOG CODE"/>									

PENDANT

SAMPLE CODE: **V61-P1ED-23-NA-SWP/PAL-2BX39-120-30-EMI**

PHOTOMETRIC INFORMATION AVAILABLE AT WWW.OCL.COM

- Fixture mounts to a standard 4" J-box (supplied by others), and features a 45-degree sloped-ceiling canopy.
- Bodine® emergency ballast available, standard with remote mounted test switch and indicator light.
- Advance® and Lutron® dimming ballasts available. Controls not included.
- Integral HPF electronic fluorescent ballast with Class A sound rating (3-5 year ballast warranty depending on ballast specification).
- Dual circuiting is standard on multi-ballast fixtures. Consult factory for details or other circuiting options.

- For photometric data, please visit www.ocl.com.
- For lamp and base information, see pages 496-505 in the reference section.
- Structural mounting required for fixtures over 50 lbs.
- For specific mounting instructions, please contact factory.
- Five year product warranty.