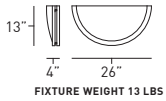
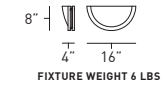
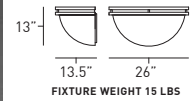
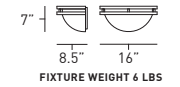


REFLECTION™ SCNCE



RF1-S1SA-16-GW-BAL



RF1-S1SB-16-GW-SGP/BAL

▼ MATCHING FIXTURES



page 180



page 184








page 318



page 426

▼ FEATURES

- The Reflection sconce features two elegant trim rings through which there is a soft glow of light.
- Spun from solid, non-ferrous 0.040" thick brass or 0.064" thick aluminum.
- Thermally formed acrylic ranges from 3/16" to 1/4" thick, depending on size.
- Virgin white acrylic is UV stable and UL-94 HB Flame Class rated.
- OCL metal finishes are applied by hand and receive a protective clear coat lacquer.
- 21 standard powder coat paints offered, however all RAL colors available.
- Fixture offered with a variety of compact fluorescent and incandescent optic packages.
- Contact factory for additional modifications or options.

SERIES	HANGING SYSTEM	SIZE	DIFFUSER	FINISH	LAMPING (PHOTOMETRIC TEST #)	VOLTAGE	OPTIONS
 RF1	<b>S1SA</b> INDOOR ADA COMPLIANT SCONCE 	16	<b>GW</b> GLOSS WHITE ACRYLIC  <b>MW</b> MATTE WHITE ACRYLIC	<b>PAL</b> POLISHED ALUMINUM  <b>BAL</b> BRUSHED ALUMINUM  <b>PTR</b> PEWTER  <b>PBR</b> POLISHED BRASS  <b>BBR</b> BRUSHED BRASS  <b>ABR</b> ANTIQUE BRASS  <b>STB</b> STATUARY BRONZE  <b>SNK</b> SATIN NICKEL  <b>ORB</b> OIL RUBBED BRONZE  PTD PAINTED - SPECIFY CODE (EX. <b>BKP</b> FOR BLACK PAINT, SEE PAGE 492 FOR PAINT OPTIONS)	<b>16"</b>   <b>2QD13</b> 2@13W QD (13793.0)  <b>2IN40</b> 2@40W IN (13808.0)  <b>26"</b>   <b>2BX27</b> 2@27W BX  <b>2IN40</b> 2@40W IN	<b>120</b>  <b>277</b>  <b>347</b>	<b>DMA</b> ADVANCE® DIMMING BALLAST  <b>DML</b> LUTRON® DIMMING BALLAST  <b>EMR</b> REMOTE MOUNT EMERGENCY  <b>FUS</b> FUSED  <b>ULD</b> UL DAMP LABEL  <b>TLP</b> TOP LENS PRISMATIC ACRYLIC (ONLY ON FLUORESCENT)
		26	<b>GW</b> GLOSS WHITE ACRYLIC  <b>MW</b> MATTE WHITE ACRYLIC	<b>PAL</b> POLISHED ALUMINUM  <b>BAL</b> BRUSHED ALUMINUM  <b>PTR</b> PEWTER  <b>PBR</b> POLISHED BRASS  <b>BBR</b> BRUSHED BRASS  <b>ABR</b> ANTIQUE BRASS  <b>STB</b> STATUARY BRONZE  <b>SNK</b> SATIN NICKEL  <b>ORB</b> OIL RUBBED BRONZE  PTD PAINTED - SPECIFY CODE (EX. <b>BKP</b> FOR BLACK PAINT, SEE PAGE 492 FOR PAINT OPTIONS)	<b>16"</b>  <b>2QD13</b> 2@13W QD (13809.0)  <b>2IN60</b> 2@60W IN  <b>26"</b>  <b>2QD26</b> 2@26W QD (12201.0)  <b>2IN100</b> 2@100W IN (13792.0)	<b>120</b>  <b>277</b>  <b>347</b>	<b>DMA</b> ADVANCE® DIMMING BALLAST  <b>DML</b> LUTRON® DIMMING BALLAST  <b>EMR</b> REMOTE MOUNT EMERGENCY (16" SIZE ONLY)  <b>EMI</b> INTEGRAL EMERGENCY (26" SIZE ONLY)  <b>FUS</b> FUSED  <b>ULD</b> UL DAMP LABEL  <b>TLP</b> TOP LENS PRISMATIC ACRYLIC (ONLY ON FLUORESCENT)
 SPECIFY CATALOG CODE							

SAMPLE CODE: **RF1-S1SB-16-GW-SGP/BAL-2QD13-120-FUS**

 **PHOTOMETRIC INFORMATION AVAILABLE AT [WWW.OCL.COM](http://WWW.OCL.COM)**

- Fixture mounts to a standard 4" J-box (supplied by others).
- Bodine® emergency ballast available, standard with remote mounted test switch and indicator light.
- Advance® and Lutron® dimming ballasts available. Controls not included.
- Integral HPF electronic fluorescent ballast with Class A sound rating (3-5 year ballast warranty depending on ballast specification).
- ADA compliant version available.
- For photometric data, please visit [www.ocl.com](http://www.ocl.com).
- For lamp and base information, see pages 496-505 in the reference section.
- For specific mounting instructions, please contact factory.
- Five year product warranty.