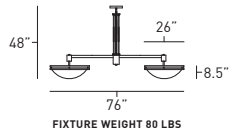
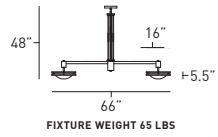


REFLECTION™ PENDANT



RF1-P2AE-26-GW-BAL

MATCHING FIXTURES



page 180



page 316





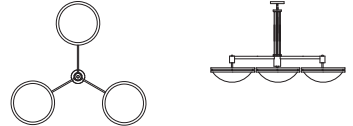
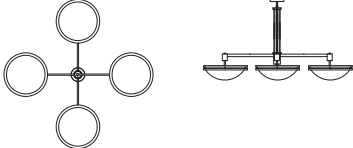
page 318



page 426

FEATURES

- The Reflection pendant features two elegant trim rings through which there is a soft glow of light.
- Spun from solid, non-ferrous 0.040" thick brass or 0.064" thick aluminum.
- Thermally formed acrylic ranges from 3/16" to 1/4" thick depending on size.
- Virgin white acrylic is UV stable and UL-94 HB Flame Class rated.
- OCL metal finishes are applied by hand and receive a protective clear coat lacquer.
- 21 standard powder coat paints offered, however all RAL colors available.
- Fixture offered with a variety of compact fluorescent and incandescent optic packages.
- Contact factory for additional modifications or options.

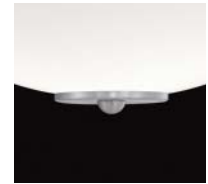
SERIES	HANGING SYSTEM	SIZE	DIFFUSER	FINISH	LAMPING (PHOTOMETRIC TEST #)	VOLTAGE	OAH SPECIFY IN INCHES	OPTIONS
 <p>RF1</p>	<p>P2AE DOUBLE CLUSTER PENDANT WITH 4 VERTICAL STEMS TO COLLECTOR AND A SINGLE CENTER STEM FROM CLUSTER BODY TO CANOPY</p> 	<p>16</p>	<p>GW GLOSS WHITE ACRYLIC MW MATTE WHITE ACRYLIC</p>	<p>PAL POLISHED ALUMINUM BAL BRUSHED ALUMINUM PTR PEWTER PBR POLISHED BRASS BBR BRUSHED BRASS ABR ANTIQUE BRASS STB STATUARY BRONZE SNK SATIN NICKEL ORB OIL RUBBED BRONZE PTD PAINTED - SPECIFY CODE (EX. BKP FOR BLACK PAINT, SEE PAGE 492 FOR PAINT OPTIONS)</p>	<p>16" 2QD26 2@26W QD (13771.0) 2IN100 2@100W IN (7135.0)</p>	<p>120 277 347</p>	<p>48 48</p>	<p>DMA ADVANCE® DIMMING BALLAST DML LUTRON® DIMMING BALLAST EMI INTEGRAL EMERGENCY FUS FUSED TLP TOP LENS PRISMATIC ACRYLIC (ONLY ON FLUORESCENT) CIB CLEAR INNER BOWL ULD UL DAMP LABEL BFL BOTTOM FINIAL (SEE BELOW)</p>
	<p>P3AE TRIPLE CLUSTER PENDANT WITH 4 VERTICAL STEMS TO COLLECTOR AND A SINGLE CENTER STEM FROM CLUSTER BODY TO CANOPY</p> 	<p>26</p>						
	<p>P4AE QUAD CLUSTER PENDANT WITH 4 VERTICAL STEMS TO COLLECTOR AND A SINGLE CENTER STEM FROM CLUSTER BODY TO CANOPY</p> 							
<p>↓ SPECIFY CATALOG CODE</p>					<p>NOTE: LAMPING LISTED IS PER BOWL.</p>	<p>NOTE: ON ALL BRASS AND PLATED FINISHES, CLUSTER ARMS WILL BE POWDER COAT PAINTED.</p>		

SAMPLE CODE: **RF1-P2AE-26-GW-BAL-4TT32-120-48-EMI**

↑ PHOTOMETRIC INFORMATION AVAILABLE AT WWW.OCL.COM

- Fixture requires structural mounting.
- Bodine® emergency ballast available, standard with remote mounted test switch and indicator light.
- Advance® and Lutron® dimming ballasts available. Controls not included.
- Integral HPF electronic fluorescent ballast with Class A sound rating (3-5 year ballast warranty depending on ballast specification).
- Dual circuiting is standard on multi-ballast fixtures. Consult factory for details or other circuiting options.

- Bottom finial option increases overall height by length of the finial.
- For photometric data, please visit www.ocl.com.
- For lamp and base information, see pages 496-505 in the reference section.
- If sloped-ceiling adapter is required, consult factory for details.
- Structural mounting required for fixtures over 50 lbs.
- For specific mounting instructions, please contact factory.
- Five year product warranty.



BFL
BOTTOM FINIAL