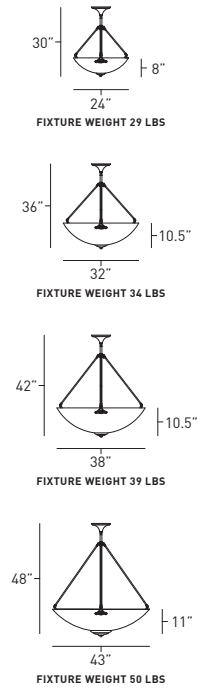


NV1-P1GC-24-FA-ABR






NV1-P1AH-24-NH-HEP



FEATURES

- A shallow acrylic diffuser is supported by cast brass Art Nouveau motifs designed after an original piece from that period.
- Also features a decorative cone shaped ceiling canopy.
- Constructed with solid, non-ferrous brass or aluminum.
- Thermally formed acrylic ranges from 3/16" to 1/4" thick, depending on size. Virgin white acrylic is UV stable, and all faux acrylic colors are mixed completely through to avoid noticeable fading.
- White acrylic is UL-94 HB Flame Class rated.
- OCL metal finishes are applied by hand and receive a protective clear coat lacquer.
- 21 standard powder coat paints offered, however all RAL colors available.
- Fixture offered with a variety of compact fluorescent and incandescent optic packages.
- Contact factory for additional modifications or options.

SERIES	HANGING SYSTEM	SIZE	DIFFUSER	FINISH	LAMPING (PHOTOMETRIC TEST #)	VOLTAGE	OAH SPECIFY IN INCHES	OPTIONS
 NV1	<b>P1AH</b> PENDANT WITH 3 ANGLED STEMS TO COLLECTOR AND A SINGLE CENTER STEM FROM TRIM RING TO CANOPY 	24	<b>GW</b> GLOSS WHITE ACRYLIC	<b>PAL</b> POLISHED ALUMINUM	<b>24"</b>	<b>120</b>	30	<b>DMA</b> ADVANCE® DIMMING BALLAST
			<b>MW</b> MATTE WHITE ACRYLIC	<b>BAL</b> BRUSHED ALUMINUM	<b>4QD26</b> 4@26W QD (10989.0)	<b>277</b>		<b>DML</b> LUTRON® DIMMING BALLAST
			<b>FA</b> FAUX ALABASTER ACRYLIC	<b>PTR</b> PEWTER	<b>4TT32</b> 4@32W TT (9529.0)	<b>347</b>		<b>EMI</b> INTEGRAL EMERGENCY
		<b>P1GC</b> PENDANT WITH 3 DRAPED CHAINS TO COLLECTOR AND A SINGLE CENTER STEM FROM TRIM RING TO CANOPY 	32	<b>PBR</b> POLISHED BRASS	<b>3IN150</b> 3@150W IN (13742.0)	<b>32"</b>	36	<b>FUS</b> FUSED
				<b>BBR</b> BRUSHED BRASS	<b>ABR</b> ANTIQUE BRASS	<b>8QD26</b> 8@26W QD (12189.0)		<b>TLP</b> TOP LENS PRISMATIC ACRYLIC (ONLY ON FLUORESCENT)
				<b>NH</b> NATURAL HORN ACRYLIC	<b>STB</b> STATUARY BRONZE	<b>4BX39</b> 4@39W BX (9640.0)		<b>ULD</b> UL DAMP LABEL <b>TRC</b> TRIPLE CIRCUIT <b>EQS</b> 45-DEGREE SWIVEL SUITABLE FOR EARTHQUAKE CODES (SEE BELOW)
	<b>ET</b> ETRUSCAN ACRYLIC		<b>SNK</b> SATIN NICKEL	<b>6BX39</b> 6@39W BX (8668.0)				
	<b>WS</b> WHITE SWIRL ACRYLIC		<b>ORB</b> OIL RUBBED BRONZE	<b>6IN150</b> 6@150W IN (13743.0)				
	38		PTD PAINTED - SPECIFY CODE (EX. <b>BKP</b> FOR BLACK PAINT, SEE PAGE 492 FOR PAINT OPTIONS)	<b>38"</b>	<b>8TT32</b> 8@32W TT (13746.0)	<b>42</b>		
		<b>6BX40</b> 6@40W BX						
		<b>6BX50</b> 6@50W BX (13745.0)						
	43	<b>6IN150</b> 6@150W IN (13743.0)	<b>43"</b>	<b>9BX39</b> 9@39W BX <b>9BX40</b> 9@40W BX <b>9BX50</b> 9@50W BX (13747.0) <b>9BX55</b> 9@55W BX <b>8IN150</b> 8@150W IN (13744.0)	<b>48</b>			

↓ SPECIFY CATALOG CODE

SAMPLE CODE: NV1-P1AH-24-NH-HEP-4TT32-120-30-FUS

↑ PHOTOMETRIC INFORMATION AVAILABLE AT [WWW.OCL.COM](http://WWW.OCL.COM)

- Fixture mounts to a standard 4" J-box (supplied by others), and features a 7-degree ceiling canopy.
- Bodine® emergency ballast available, standard with remote mounted test switch and indicator light.
- Advance® and Lutron® dimming ballasts available. Controls not included.
- Integral HPF electronic fluorescent ballast with Class A sound rating (3-5 year ballast warranty depending on ballast specification).
- Dual circuiting is standard on multi-ballast fixtures. Consult factory for details or other circuiting options.

- For photometric data, please visit [www.ocl.com](http://www.ocl.com).
- For lamp and base information, see pages 496-505 in the reference section.
- For metal halide lamping contact factory.
- Structural mounting required for fixtures over 50 lbs.
- For specific mounting instructions, please contact factory.
- Five year product warranty.



**EQS**  
45-DEGREE SWIVEL SUITABLE FOR EARTHQUAKE CODES