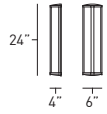
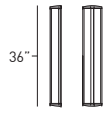


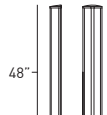
FIXTURE WEIGHT 7 LBS



FIXTURE WEIGHT 9 LBS



FIXTURE WEIGHT 11 LBS



FIXTURE WEIGHT 13 LBS

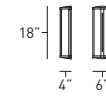


IN1-S1SA-24-GW-SMP

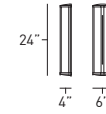
ADA



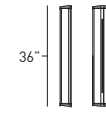
IN2-S1SA-24-GW-GRP



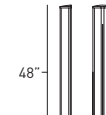
FIXTURE WEIGHT 7 LBS



FIXTURE WEIGHT 9 LBS



FIXTURE WEIGHT 11 LBS



FIXTURE WEIGHT 13 LBS







MATCHING FIXTURES



page 382

FEATURES

- The Intrigue sconce features solid aluminum die-cast ends with a domed top and a distinctive tapering arch design.
- 0.125" thick, matte anodized, aluminum extruded back channel.
- Features 1.0" wide by 0.375" thick extruded aluminum front bar with optional slit cutout.
- 3/16" thick extruded virgin white acrylic is 45% DR high impact, UV stable, F1 rated, and UL-94 HB Flame Class rated.
- Intrigue can be mounted vertically or horizontally.
- Hinged front face simplifies re-lamping and maintenance.
- 21 standard powder coat paints offered, however all RAL colors available.
- Utilizes highly efficient, long lasting and low mercury T5 or T5HO lamps for minimal fixture maintenance and lamp disposal.
- Contact factory for additional modifications or options.

SERIES	HANGING SYSTEM	SIZE	DIFFUSER	FINISH	LAMPING (PHOTOMETRIC TEST #)	VOLTAGE	OPTIONS						
 <p>IN1</p> <p>IN2</p>	<p>S1SA INDOOR ADA COMPLIANT SCNCE</p> 	18	GW GLOSS WHITE ACRYLIC	PTD PAINTED - SPECIFY CODE (EX. BKP FOR BLACK PAINT, SEE PAGE 492 FOR PAINT OPTIONS)	18" 	120	DMA ADVANCE® DIMMING BALLAST						
			MW MATTE WHITE ACRYLIC		1BX27 1@27W BX		277	DML LUTRON® DIMMING BALLAST					
		24	1BX39 1@39W BX (13796.0)		24" 	347	EMR REMOTE MOUNT EMERGENCY (18" SIZE ONLY)						
					2LF14 2@14W T5		EMI INTEGRAL EMERGENCY (24"/36"/48" SIZES ONLY)						
		36	2LF24 2@24W T5H0 (13797.0)		1BX40 1@40W BX	1BX50 1@50W BX	1BX55 1@55W BX	36" 	ULD UL DAMP LABEL				
										2LF21 2@21W T5	FUS FUSED		
		48	2LF39 2@39W T5H0 (13798.0)		2BX39 2@39W BX	48" 	2LF28 2@28W T5	2LF54 2@54W T5H0 (13799.0)	2BX40 2@40W BX				
										2BX50 2@50W BX	2BX55 2@55W BX		

▾ SPECIFY CATALOG CODE

SAMPLE CODE: IN2-S1SA-24-GW-GRP-2LF14-120-FUS

↑ PHOTOMETRIC INFORMATION AVAILABLE AT WWW.OCL.COM

- Fixture mounts to a standard 4" J-box (supplied by others), and requires additional anchors.
- Bodine® emergency ballast available, standard with remote mounted test switch and indicator light.
- Advance® and Lutron® dimming ballasts available. Controls not included.
- Integral HPF electronic fluorescent ballast with Class A sound rating (3-5 year ballast warranty depending on ballast specification).

- Fixture is ADA compliant.
- For photometric data, please visit www.ocl.com.
- For lamp and base information, see pages 496-505 in the reference section.
- For specific mounting instructions, please contact factory.
- Five year product warranty.