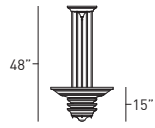
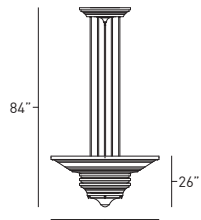


## GEMINI™ PENDANT



FIXTURE WEIGHT 50 LBS



FIXTURE WEIGHT 85 LBS



GM1-P1AG-26-CJ-BAL/PAL



GM1-P1AG-26-CJ-BKP/PAL



### MATCHING FIXTURES



page 364

### FEATURES

- The Gemini pendant is inspired by a fixture rescued from a 1920s theater in Illinois before its demolition.
- The bottom of the fixture features a colored glass jewel that emits a gentle glow.
- Light spills between each of the stacked trim rings.
- Spun from solid, 0.064" thick aluminum.
- OCL metal finishes are applied by hand and receive a protective clear coat lacquer.
- 21 standard powder coat paints offered, however all RAL colors available.
- Fixture offered with a variety of compact fluorescent, metal halide and incandescent optic packages.
- Contact factory for additional modifications or options.

SERIES	HANGING SYSTEM	SIZE	DIFFUSER	FINISH	LAMPING (PHOTOMETRIC TEST #)	VOLTAGE	OAH SPECIFY IN INCHES	OPTIONS
 GM1	<b>P1A6</b> PENDANT WITH 6 VERTICAL STEMS TO CANOPY AND A SINGLE CENTER STEM FROM TRIM RING TO CANOPY 	26	<b>RJ</b> RED GLASS JEWEL <b>BJ</b> BLUE GLASS JEWEL <b>GJ</b> GREEN GLASS JEWEL <b>CJ</b> CLEAR GLASS JEWEL	<b>PAL</b> POLISHED ALUMINUM <b>BAL</b> BRUSHED ALUMINUM <b>PTD</b> PAINTED - SPECIFY CODE (EX. <b>BKP</b> FOR BLACK PAINT, SEE PAGE 492 FOR PAINT OPTIONS)	<b>26"</b> <b>4QD26</b> 4@26W QD <b>4TT32</b> 4@32W TT <b>4TT42</b> 4@42W TT <b>3IN150</b> 3@150W IN (13752.0) <b>1MH100</b> 1@100W MH <b>1MH175</b> 1@175W MH	120 277 347	48	<b>DMA</b> ADVANCE® DIMMING BALLAST <b>DML</b> LUTRON® DIMMING BALLAST <b>EMI</b> INTEGRAL EMERGENCY <b>FUS</b> FUSED <b>ULD</b> UL DAMP LABEL <b>TRC</b> TRIPLE CIRCUIT
		45		<b>45"</b> <b>8TT32</b> 8@32W TT <b>6BX39</b> 6@39W BX <b>6BX40</b> 6@40W BX <b>6BX50</b> 6@50W BX (11093.0) <b>6BX55</b> 6@55W BX <b>8IN150</b> 8@150W IN (13754.0) <b>1MH100</b> 1@100W MH <b>1MH175</b> 1@175W MH	84			

↓ SPECIFY CATALOG CODE

SAMPLE CODE: **GM1-P1A6-26-CJ-BKP/PAL-4QD26-120-48-FUS**

↑ PHOTOMETRIC INFORMATION AVAILABLE AT WWW.OCL.COM

- Fixture requires structural mounting.
- Bodine® emergency ballast available, standard with remote mounted test switch and indicator light.
- Advance® and Lutron® dimming ballasts available. Controls not included.
- Integral HPF electronic fluorescent ballast with Class A sound rating (3-5 year ballast warranty depending on ballast specification).
- Dual circuiting is standard on multi-ballast fixtures. Consult factory for details or other circuiting options.
- Remote mounted F-can ballast standard for metal halide lamping (20' max for 100w). Metal halide ballast canopy available for 100w only.
- For photometric data, please visit [www.ocl.com](http://www.ocl.com).
- For lamp and base information, see pages 496-505 in the reference section.
- Structural mounting required for fixtures over 50 lbs.
- For specific mounting instructions, please contact factory.
- Five year product warranty.