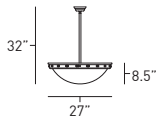
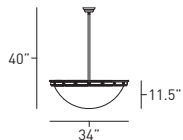


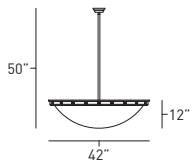
FIXTURE WEIGHT 20 LBS



FIXTURE WEIGHT 32 LBS



FIXTURE WEIGHT 42 LBS



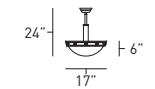
FIXTURE WEIGHT 52 LBS



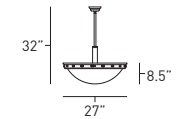
ES1-P1AA-27-GW-BMP



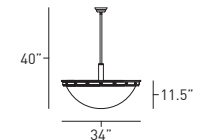
ES1-P1AB-27-FA-ABR



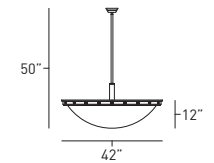
FIXTURE WEIGHT 20 LBS



FIXTURE WEIGHT 32 LBS



FIXTURE WEIGHT 42 LBS



FIXTURE WEIGHT 52 LBS

MATCHING FIXTURES



page 308







page 308



page 440

FEATURES

- The Essex trim features triangular perforations which emit a subtle glow.
- Custom laser-cut perforations are available. Consult factory for details.
- Spun from solid, non-ferrous 0.040" thick brass or 0.064" thick aluminum.
- Thermally formed acrylic ranges from 3/16" to 1/4" thick, depending on size. Virgin white acrylic is UV stable, and all faux acrylic colors are mixed completely through to avoid noticeable fading.
- White acrylic is UL-94 HB Flame Class rated.
- OCL metal finishes are applied by hand and receive a protective clear coat lacquer.
- 21 standard powder coat paints offered, however all RAL colors available.
- Fixture offered with a variety of compact fluorescent and incandescent optic packages.
- Contact factory for additional modifications or options.

SERIES	HANGING SYSTEM	SIZE	DIFFUSER	FINISH	LAMPING (PHOTOMETRIC TEST #)	VOLTAGE	OAH SPECIFY IN INCHES	OPTIONS
 ES1	P1AA PENDANT WITH A SINGLE CENTER STEM 	17	GW GLOSS WHITE ACRYLIC	PAL POLISHED ALUMINUM	17"	120	24	DMA ADVANCE® DIMMING BALLAST
			MW MATTE WHITE ACRYLIC	BAL BRUSHED ALUMINUM	4QD26 4@26W QD (10989.0)	277		DML LUTRON® DIMMING BALLAST
		27	FA FAUX ALABASTER ACRYLIC	PBR POLISHED BRASS	27"	347	32	EMI INTEGRAL EMERGENCY
			NH NATURAL HORN ACRYLIC	BBR BRUSHED BRASS	4TT32 4@32W TT (9529.0)	FUS FUSED		
		34	P1AB PENDANT WITH A SINGLE CENTER STEM AND A LARGER DIAMETER NON-TAPERED BOTTOM SECTION 	ET ETRUSCAN ACRYLIC	ABR ANTIQUE BRASS	4TT42 4@42W TT	40	TLP TOP LENS PRISMATIC ACRYLIC (ONLY ON FLUORESCENT)
				SNK SATIN NICKEL	STB STATUARY BRONZE	4BX39 4@39W BX (8222.1)		CIB CLEAR INNER BOWL
	P1AH PENDANT WITH 3 ANGLED STEMS TO COLLECTOR AND A SINGLE CENTER STEM FROM TRIM RING TO CANOPY 	42	WS WHITE SWIRL ACRYLIC	ORB OIL RUBBED BRONZE	34"	50	ULD UL DAMP LABEL	
				PTD PAINTED - SPECIFY CODE (EX. BKP FOR BLACK PAINT, SEE PAGE 492 FOR PAINT OPTIONS)	8QD26 8@26W QD (12189.0)		TRC TRIPLE CIRCUIT	
				6BX40 6@40W BX	6BX50 6@50W BX (9531.0)		BFL BOTTOM FINIAL (SEE BELOW)	
				6BX55 6@55W BX	8BX39 8@39W BX (12187.0)		DNL PAR DOWN LIGHT	
				8BX39 8@39W BX	3IN200 3@200W IN		VOL "V" STYLE OVERLAY AND BOTTOM FINIAL	
				8TT42 8@42W TT (13749.0)	9BX39 9@39W BX		OOL "O" STYLE OVERLAY AND BOTTOM FINIAL	


☐ SPECIFY CATALOG CODE

SAMPLE CODE: **ES1-P1AB-27-FA-ABR-4TT32-120-30-CIB**

↑ PHOTOMETRIC INFORMATION AVAILABLE AT WWW.OCL.COM

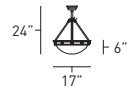
- Fixture mounts to a standard 4" J-box (supplied by others), and features a 45-degree sloped-ceiling canopy.
- Bodine® emergency ballast available, standard with remote mounted test switch and indicator light.
- Advance® and Lutron® dimming ballasts available. Controls not included.
- Integral HPF electronic fluorescent ballast with Class A sound rating (3-5 year ballast warranty depending on ballast specification).
- Dual circuiting is standard on multi-ballast fixtures. Consult factory for details or other circuiting options.
- Bottom finial option increases overall height by length of the finial.

- For photometric data, please visit www.ocl.com.
- For lamp and base information, see pages 496-505 in the reference section.
- Par down light option available in combination with a variety of compact fluorescent reflectors.
- For metal halide lamping contact factory.
- Structural mounting required for fixtures over 50 lbs.
- For specific mounting instructions, please contact factory.
- Five year product warranty.

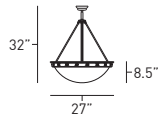


BFL
BOTTOM FINIAL

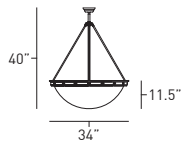
ESSEX™ PENDANT



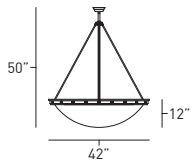
FIXTURE WEIGHT 20 LBS



FIXTURE WEIGHT 32 LBS



FIXTURE WEIGHT 42 LBS



FIXTURE WEIGHT 52 LBS



ES1-P1AH-27-GW-BAL

MATCHING FIXTURES



page 308







page 308



page 440

FEATURES

- The Essex trim features triangular perforations which emit a subtle glow.
- Custom laser-cut perforations are available. Consult factory for details.
- Spun from solid, non-ferrous 0.040" thick brass or 0.064" thick aluminum.
- Thermally formed acrylic ranges from 3/16" to 1/4" thick, depending on size. Virgin white acrylic is UV stable, and all faux acrylic colors are mixed completely through to avoid noticeable fading.
- White acrylic is UL-94 HB Flame Class rated.
- OCL metal finishes are applied by hand and receive a protective clear coat lacquer.
- 21 standard powder coat paints offered, however all RAL colors available.
- Fixture offered with a variety of compact fluorescent and incandescent optic packages.
- Contact factory for additional modifications or options.

SERIES	HANGING SYSTEM	SIZE	DIFFUSER	FINISH	LAMPING (PHOTOMETRIC TEST #)	VOLTAGE	OAH SPECIFY IN INCHES	OPTIONS
 ES1	P1AA PENDANT WITH A SINGLE CENTER STEM 	17	GW GLOSS WHITE ACRYLIC	PAL POLISHED ALUMINUM	17"	120	24	DMA ADVANCE® DIMMING BALLAST
			MW MATTE WHITE ACRYLIC	BAL BRUSHED ALUMINUM	4QD26 4@26W QD (10989.0)	277		DML LUTRON® DIMMING BALLAST
		27	FA FAUX ALABASTER ACRYLIC	PTR PEWTER	21N100 2@100W IN (7135.0)	347	32	EMI INTEGRAL EMERGENCY
			NH NATURAL HORN ACRYLIC	PBR POLISHED BRASS	27"	4TT32 4@32W TT (9529.0)		FUS FUSED
		34	P1AB PENDANT WITH A SINGLE CENTER STEM AND A LARGER DIAMETER NON-TAPERED BOTTOM SECTION 	ET ETRUSCAN ACRYLIC	ABR ANTIQUE BRASS	4TT42 4@42W TT	40	TLP TOP LENS PRISMATIC ACRYLIC (ONLY ON FLUORESCENT)
				SNK SATIN NICKEL	STB STATUARY BRONZE	4BX39 4@39W BX (8222.1)		CIB CLEAR INNER BOWL
	P1AH PENDANT WITH 3 ANGLED STEMS TO COLLECTOR AND A SINGLE CENTER STEM FROM TRIM RING TO CANOPY 	34	WS WHITE SWIRL ACRYLIC	ORB OIL RUBBED BRONZE	34"	50	ULD UL DAMP LABEL	
				PTD PAINTED - SPECIFY CODE (EX. BKP FOR BLACK PAINT, SEE PAGE 492 FOR PAINT OPTIONS)	8QD26 8@26W QD (12189.0)		TRC TRIPLE CIRCUIT	
		42	6BX40 6@40W BX (9531.0)	BFL BOTTOM FINIAL (SEE BELOW)				
			6BX50 6@50W BX (12187.0)	DNL PAR DOWN LIGHT				
			8BX39 8@39W BX (13747.0)	VOL "V" STYLE OVERLAY AND BOTTOM FINIAL				
			3IN200 3@200W IN	00L "O" STYLE OVERLAY AND BOTTOM FINIAL				


▾ SPECIFY CATALOG CODE

SAMPLE CODE: **ES1-P1AH-27-GW-BAL-4TT32-120-30-EMI**

↑ PHOTOMETRIC INFORMATION AVAILABLE AT WWW.OCL.COM

- Fixture mounts to a standard 4" J-box (supplied by others), and features a 45-degree sloped-ceiling canopy.
- Bodine® emergency ballast available, standard with remote mounted test switch and indicator light.
- Advance® and Lutron® dimming ballasts available. Controls not included.
- Integral HPF electronic fluorescent ballast with Class A sound rating (3-5 year ballast warranty depending on ballast specification).
- Dual circuiting is standard on multi-ballast fixtures. Consult factory for details or other circuiting options.
- Bottom finial option increases overall height by length of the finial.

- For photometric data, please visit www.ocl.com.
- For lamp and base information, see pages 496-505 in the reference section.
- Par down light option available in combination with a variety of compact fluorescent reflectors.
- For metal halide lamping contact factory.
- Structural mounting required for fixtures over 50 lbs.
- For specific mounting instructions, please contact factory.
- Five year product warranty.



BFL
BOTTOM FINIAL