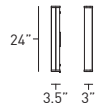
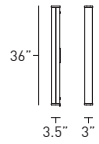


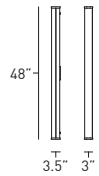
ELEMENT™ OUTDOOR SCENCE



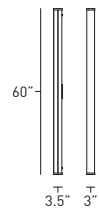
FIXTURE WEIGHT 4 LBS



FIXTURE WEIGHT 5 LBS



FIXTURE WEIGHT 6 LBS




FIXTURE WEIGHT 7 LBS



EL1-010A-24-GW-SMP

ADA



EL1-010A-24-GW-SMP

ADA

▾ MATCHING FIXTURES










page 260



page 454

▾ FEATURES

- The Element features an extruded aluminum back channel 2.50" wide and 0.125" thick with a matte anodized protective coating.
- Features solid aluminum die-cast ends with die-cut silicone foam gaskets.
- 3/16" thick extruded virgin white acrylic is 45% DR high impact, UV stable, F1 rated, and UL-94 HB Flame Class rated.
- Extruded neoprene rubber gasket runs the length of the diffuser on both sides.
- Element can be mounted vertically or horizontally.
- Tamper-proof stainless steel screws available as an option.
- 21 standard powder coat paints offered, however all RAL colors available.
- Utilizes highly efficient, long lasting and low mercury T5 or T5H0 lamps for minimal fixture maintenance and lamp disposal.
- Contact factory for additional modifications or options.


SERIES	HANGING SYSTEM	SIZE	DIFFUSER	FINISH	LAMPING (PHOTOMETRIC TEST #)	VOLTAGE	OPTIONS
 <p>EL1</p>	<p>010A OUTDOOR ADA COMPLIANT SCNCE</p> 	<p>24</p> <p>36</p> <p>48</p> <p>60</p>	<p>GW GLOSS WHITE ACRYLIC</p>	<p>PTD PAINTED – SPECIFY CODE (EX. BKP FOR BLACK PAINT, SEE PAGE 492 FOR PAINT OPTIONS)</p>	<p>24" </p> <p>1LF14 1@14W T5</p> <p>1LF24 1@24W T5H0 (13767.0)</p> <p>36" </p> <p>1LF21 1@21W T5</p> <p>1LF39 1@39W T5H0 (13768.0)</p> <p>48" </p> <p>1LF28 1@28W T5</p> <p>1LF54 1@54W T5H0 (13769.0)</p> <p>60" </p> <p>1LF35 1@35W T5</p> <p>1LF80 1@80W T5H0 (13770.0)</p>	<p>120</p> <p>277</p> <p>347</p>	<p>DMA ADVANCE® DIMMING BALLAST</p> <p>DML LUTRON® DIMMING BALLAST</p> <p>EMR REMOTE MOUNT EMERGENCY (24"/36" SIZES ONLY)</p> <p>EMI INTEGRAL EMERGENCY (48"/60" SIZES ONLY)</p> <p>FUS FUSED</p> <p>SJB MOUNTING COVER FOR STANDARD 4" J-BOX (SEE BELOW)</p> <p>TPS TAMPER PROOF SCREWS</p>
<p> SPECIFY CATALOG CODE</p>							

SAMPLE CODE: **EL1-010A-24-GW-SMP-1LF14-120-FUS**

 **PHOTOMETRIC INFORMATION AVAILABLE AT WWW.OCL.COM**

- Fixture mounts to a standard 2" x 4" switch box (supplied by others), and requires additional anchors. See options section for standard 4" J-box mounting.
- Bodine® emergency ballast available, standard with remote mounted test switch and indicator light.
- Advance® and Lutron® dimming ballasts available. Controls not included.
- Integral HPF electronic fluorescent ballast with Class A sound rating, 0°F/ -18°C starting temperature (3-5 year ballast warranty depending on ballast specification).

- Fixture is ADA compliant.
- For photometric data, please visit www.ocl.com.
- For lamp and base information, see pages 496-505 in the reference section.
- For specific mounting instructions, please contact factory.
- Five year product warranty.



SJB
MOUNTING COVER FOR
STANDARD 4" J-BOX