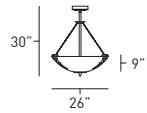
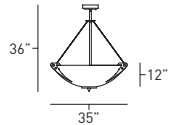


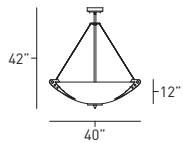
EDGE™ PENDANT



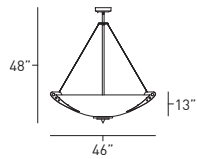
FIXTURE WEIGHT 30 LBS



FIXTURE WEIGHT 35 LBS



FIXTURE WEIGHT 40 LBS



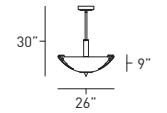
FIXTURE WEIGHT 50 LBS



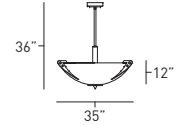
ED1-P1ED-26-GW-SMP/BAL



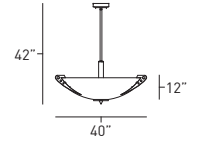
ED1-P1AB-26-GW-SGP/PAL



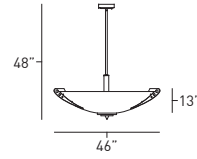
FIXTURE WEIGHT 30 LBS



FIXTURE WEIGHT 35 LBS



FIXTURE WEIGHT 40 LBS



FIXTURE WEIGHT 50 LBS




MATCHING FIXTURES



page 118

FEATURES

- The Edge features 1/4" thick aluminum water jet-cut decorative talons.
- Solid turned aluminum, cone shaped, bottom finial.
- Custom water jet-cut talons available. Consult factory for details.
- Thermally formed acrylic ranges from 3/16" to 1/4" thick, depending on size. Virgin white acrylic is UV stable, and all faux acrylic colors are mixed completely through to avoid noticeable fading.
- White acrylic is UL-94 HB Flame Class rated.
- OCL metal finishes are applied by hand and receive a protective clear coat lacquer.
- 21 standard powder coat paints offered, however all RAL colors available.
- Fixture offered with a variety of compact fluorescent and incandescent optic packages.
- Contact factory for additional modifications or options.

SERIES	HANGING SYSTEM	SIZE	DIFFUSER	FINISH	LAMPING (PHOTOMETRIC TEST #)	VOLTAGE	OAH SPECIFY IN INCHES	OPTIONS
 <p>ED1</p>	P1AB PENDANT WITH A SINGLE CENTER STEM AND A LARGER DIAMETER NON-TAPERED BOTTOM SECTION 	26	GW GLOSS WHITE ACRYLIC	PAL POLISHED ALUMINUM	26"	120	30	DMA ADVANCE® DIMMING BALLAST
			MW MATTE WHITE ACRYLIC	BAL BRUSHED ALUMINUM	4QD26 4@26W QD (10989.0)	277		DML LUTRON® DIMMING BALLAST
			FA FAUX ALABASTER ACRYLIC	PTD PAINTED - SPECIFY CODE (EX. BKP FOR BLACK PAINT, SEE PAGE 492 FOR PAINT OPTIONS)	4TT32 4@32W TT (9529.0)	347		EMI INTEGRAL EMERGENCY
		P1ED PENDANT WITH 3 ANGLED AIRCRAFT CABLES TO COLLECTOR AND A SINGLE CENTER STEM FROM TRIM RING TO CANOPY 	35	NH NATURAL HORN ACRYLIC	8QD26 8@26W QD (12189.0)	36	36	FUS FUSED
				ET ETRUSCAN ACRYLIC	4BX39 4@39W BX (9640.0)	TLP TOP LENS PRISMATIC ACRYLIC (ONLY ON FLUORESCENT)		
				WS WHITE SWIRL ACRYLIC	6BX39 6@39W BX (8668.0)			
	40		40	6IN150 6@150W IN (13743.0)	42	42	ULD UL DAMP LABEL	
				8TT32 8@32W TT (13746.0)	TRC TRIPLE CIRCUIT			
				6BX40 6@40W BX				
		46	46	6BX50 6@50W BX (13745.0)	48	48		
				6BX55 6@55W BX				
				6IN150 6@150W IN (13743.0)				
46	9BX39 9@39W BX		48					
	9BX40 9@40W BX							
	9BX50 9@50W BX (13747.0)							
46	9BX55 9@55W BX	48						
	8IN150 8@150W IN (13744.0)							

↓ SPECIFY CATALOG CODE

SAMPLE CODE: ED1-P1AB-26-GW-SGP/PAL-4TT32-120-30-FUS

↑ PHOTOMETRIC INFORMATION AVAILABLE AT WWW.OCL.COM

- Fixture mounts to a standard 4" J-box (supplied by others), and features a 45-degree sloped-ceiling canopy.
- Bodine® emergency ballast available, standard with remote mounted test switch and indicator light.
- Advance® and Lutron® dimming ballasts available. Controls not included.
- Integral HPF electronic fluorescent ballast with Class A sound rating (3-5 year ballast warranty depending on ballast specification).
- Dual circuiting is standard on multi-ballast fixtures. Consult factory for details or other circuiting options.

- For photometric data, please visit www.ocl.com.
- For lamp and base information, see pages 496-505 in the reference section.
- For metal halide lamping contact factory.
- Structural mounting required for fixtures over 50 lbs.
- For specific mounting instructions, please contact factory.
- Five year product warranty.