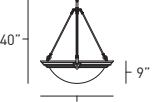
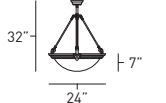
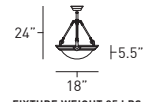


CL1-P1AI-24-FA-ABR-VOL



CL1-P1AH-24-GW-PBR

MATCHING FIXTURES



page 158



page 296



page 298



page 434



page 470

FEATURES

- The cast brass shells accent the trim ring of the Calypso and are the focal point of this 1920s reproduction.
- The classic look of crown molding creates a stately appearance.
- Spun from solid, non-ferrous 0.040" thick brass, 0.040" thick copper, or 0.064" thick aluminum.
- Thermally formed acrylic ranges from 3/16" to 1/4" thick, depending on size. Virgin white acrylic is UV stable, and all faux acrylic colors are mixed completely through to avoid noticeable fading.

- White acrylic is UL-94 HB Flame Class rated.
- OCL metal finishes are applied by hand and receive a protective clear coat lacquer.
- 21 standard powder coat paint colors offered, however all RAL colors available.
- Fixture offered with a variety of compact fluorescent and incandescent optic packages.
- Contact factory for additional modifications or options.

SERIES	HANGING SYSTEM	SIZE	DIFFUSER	FINISH	LAMPING (PHOTOMETRIC TEST #)	VOLTAGE	OAH SPECIFY IN INCHES	OPTIONS	
<p>CL 1 (SHALLOW DIFFUSER)</p> <p>CL 2 (DEEP DIFFUSER)</p>	P1AH PENDANT WITH 3 ANGLED STEMS TO COLLECTOR AND A SINGLE CENTER STEM FROM TRIM RING TO CANOPY	18	GW GLOSS WHITE ACRYLIC MW MATTE WHITE ACRYLIC	PAL POLISHED ALUMINUM BAL BRUSHED ALUMINUM	18" 40D26 4@26W QD (10989.0) 2IN100 2@100W IN (7135.0)	120 277 347	24	DMA ADVANCE® DIMMING BALLAST DML LUTRON® DIMMING BALLAST	
		24	FA FAUX ALABASTER ACRYLIC NH NATURAL HORN ACRYLIC	PBR POLISHED BRASS BBR BRUSHED BRASS 4TT32 4@32W TT (9530.0) 4TT42 4@42W TT	24" 4TT32 4@32W TT (9530.0) 4TT42 4@42W TT	32	EMI INTEGRAL EMERGENCY FUS FUSED		
		31	ET ETRUSCAN ACRYLIC WS WHITE SWIRL ACRYLIC	ABR ANTIQUE BRASS STB STATUARY BRONZE SNK SATIN NICKEL ORB OIL RUBBED BRONZE PTD PAINTED - SPECIFY CODE (EX. BKP FOR BLACK PAINT, SEE PAGE 492 FOR PAINT OPTIONS)	4BX39 4@39W BX (8222.1) 3IN150 3@150W IN (13742.0) 31" 80D26 8@26W QD (12189.0) 6BX40 6@40W BX 6BX50 6@50W BX (12186.0) 6BX55 6@55W BX 8BX39 8@39W BX (12187.0) 3IN150 3@150W IN (7130.0)	40	TLP TOP LENS PRISMATIC ACRYLIC (ONLY ON FLUORESCENT) CIB CLEAR INNER BOWL ULD UL DAMP LABEL TRC TRIPLE CIRCUIT DNL PAR DOWN LIGHT BFL BOTTOM FINIAL (SEE BELOW)		
		42		8TT42 8@42W TT (13749.0) 9BX39 9@39W BX 9BX40 9@40W BX 9BX50 9@50W BX (13747.0) 9BX55 9@55W BX	50	VOL "V" STYLE OVERLAY AND BOTTOM FINIAL 00L "O" STYLE OVERLAY AND BOTTOM FINIAL			
		51		6IN150 6@150W IN (13743.0) 51" 12BX39 12@39W BX 12BX40 12@40W BX 12BX50 12@50W BX (13748.0) 12BX55 12@55W BX	54				
				8IN150 8@150W IN (13744.0)					
	<input type="checkbox"/> SPECIFY CATALOG CODE								

SAMPLE CODE: CL1-P1AH-24-GW-PBR-4TT32-120-32-DML

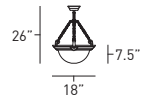
↑ PHOTOMETRIC INFORMATION AVAILABLE AT WWW.OCL.COM

- Fixture mounts to a standard 4" J-box (supplied by others), and features a 45-degree sloped-ceiling canopy.
- Bodine® emergency ballast available, standard with remote mounted test switch and indicator light.
- Advance® and Lutron® dimming ballasts available. Controls not included.
- Integral HPF electronic fluorescent ballast with Class A sound rating (3-5 year ballast warranty depending on ballast specification).
- Dual circuiting is standard on multi-ballast fixtures. Consult factory for details or other circuiting options.
- Bottom finial option increases overall height by length of the finial.

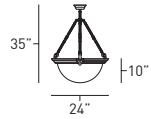
- For photometric data, please visit www.ocl.com.
- For lamp and base information, see pages 496-505 in the reference section.
- Par down light option available in combination with a variety of compact fluorescent reflectors.
- For metal halide lamping contact factory.
- Structural mounting required for fixtures over 50 lbs.
- For specific mounting instructions, please contact factory.
- Five year product warranty.



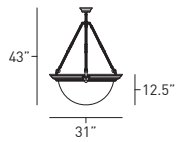
BFL
BOTTOM FINIAL



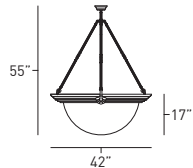
FIXTURE WEIGHT 25 LBS



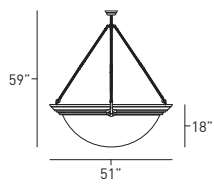
FIXTURE WEIGHT 35 LBS



FIXTURE WEIGHT 45 LBS



FIXTURE WEIGHT 65 LBS



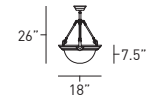
FIXTURE WEIGHT 75 LBS



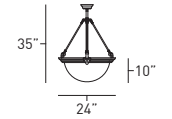
CL2-P1AI-24-WS-ORB



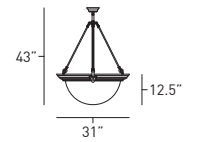
CL2-P1AH-24-GW-PTR



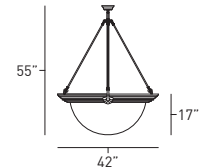
FIXTURE WEIGHT 25 LBS



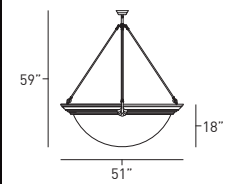
FIXTURE WEIGHT 35 LBS



FIXTURE WEIGHT 45 LBS



FIXTURE WEIGHT 65 LBS



FIXTURE WEIGHT 75 LBS

MATCHING FIXTURES



page 154



page 296



page 298



page 434







page 470

FEATURES

- The cast brass shells accent the trim ring of the Calypso and are the focal point of this 1920s reproduction.
- The classic look of crown molding creates a stately appearance.
- Spun from solid, non-ferrous 0.040" thick brass, 0.040" thick copper, or 0.064" thick aluminum.
- Thermally formed acrylic ranges from 3/16" to 1/4" thick, depending on size. Virgin white acrylic is UV stable, and all faux acrylic colors are mixed completely through to avoid noticeable fading.

- White acrylic is UL-94 HB Flame Class rated.
- OCL metal finishes are applied by hand and receive a protective clear coat lacquer.
- 21 standard powder coat paint colors offered, however all RAL colors available.
- Fixture offered with a variety of compact fluorescent and incandescent optic packages.
- Contact factory for additional modifications or options.

SERIES	HANGING SYSTEM	SIZE	DIFFUSER	FINISH	LAMPING (PHOTOMETRIC TEST #)	VOLTAGE	OAH SPECIFY IN INCHES	OPTIONS
 CL 1 (SHALLOW DIFFUSER)	P1AH PENDANT WITH 3 ANGLED STEMS TO COLLECTOR AND A SINGLE CENTER STEM FROM TRIM RING TO CANOPY 	18	GW GLOSS WHITE ACRYLIC	PAL POLISHED ALUMINUM	18"	120	26	DMA ADVANCE® DIMMING BALLAST
			MW MATTE WHITE ACRYLIC	BAL BRUSHED ALUMINUM	40D26 4@26W QD (10989.0)	277		DML LUTRON® DIMMING BALLAST
 CL 2 (DEEP DIFFUSER)	P1AI PENDANT WITH 3 ANGLED REEDED STEMS TO COLLECTOR AND A SINGLE REEDED CENTER STEM FROM TRIM RING TO CANOPY 	24	FA FAUX ALABASTER ACRYLIC	PBR POLISHED BRASS	24"	347	35	EMI INTEGRAL EMERGENCY
			NH NATURAL HORN ACRYLIC	BBR BRUSHED BRASS	4TT32 4@32W TT (9530.0)			35
		31	ET ETRUSCAN ACRYLIC	ABR ANTIQUE BRASS	4TT42 4@42W TT	[8222.1]	43	TLP TOP LENS PRISMATIC ACRYLIC (ONLY ON FLUORESCENT)
			WS WHITE SWIRL ACRYLIC	STB STATUARY BRONZE	4BX39 4@39W BX (13742.0)			31N150 3@150W IN (13742.0)
		42		PTD PAINTED - SPECIFY CODE (EX. BKP FOR BLACK PAINT, SEE PAGE 492 FOR PAINT OPTIONS)	80D26 8@26W QD (12189.0)	[13742.0]	55	ULD UL DAMP LABEL
			80D26 8@26W QD (12189.0)	6BX40 6@40W BX (12186.0)	6BX50 6@50W BX (12186.0)			6BX55 6@55W BX (12187.0)
		51			8BX39 8@39W BX (12187.0)	[7130.0]	59	DNL PAR DOWN LIGHT
			31N150 3@150W IN (7130.0)	8TT42 8@42W TT (13749.0)	9BX39 9@39W BX			9BX40 9@40W BX
					9BX50 9@50W BX (13747.0)	[13743.0]		VOL "V" STYLE OVERLAY AND BOTTOM FINIAL
					9BX55 9@55W BX			6IN150 6@150W IN (13743.0)
					12BX39 12@39W BX	[13744.0]		
					12BX40 12@40W BX			12BX50 12@50W BX (13748.0)
					12BX55 12@55W BX			
					8IN150 8@150W IN (13744.0)			

▾ SPECIFY CATALOG CODE

SAMPLE CODE: **CL2-P1AH-24-GW-PTR-4TT32-120-30-FUS**

⬆ PHOTOMETRIC INFORMATION AVAILABLE AT WWW.OCL.COM

- Fixture mounts to a standard 4" J-box (supplied by others), and features a 45-degree sloped-ceiling canopy.
- Bodine® emergency ballast available, standard with remote mounted test switch and indicator light.
- Advance® and Lutron® dimming ballasts available. Controls not included.
- Integral HPF electronic fluorescent ballast with Class A sound rating (3-5 year ballast warranty depending on ballast specification).
- Dual circuiting is standard on multi-ballast fixtures. Consult factory for details or other circuiting options.
- Bottom finial option increases overall height by length of the finial.

- For photometric data, please visit www.ocl.com.
- For lamp and base information, see pages 496-505 in the reference section.
- Par down light option available in combination with a variety of compact fluorescent reflectors.
- For metal halide lamping contact factory.
- Structural mounting required for fixtures over 50 lbs.
- For specific mounting instructions, please contact factory.
- Five year product warranty.



BFL
BOTTOM FINIAL