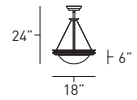
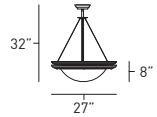


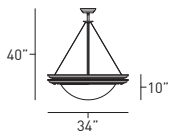
APOLLO™ PENDANT



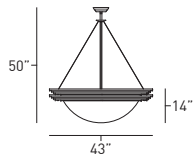
FIXTURE WEIGHT 24 LBS



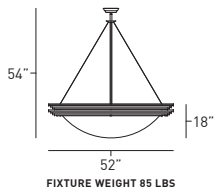
FIXTURE WEIGHT 34 LBS



FIXTURE WEIGHT 48 LBS



FIXTURE WEIGHT 72 LBS



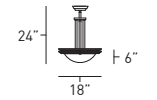
FIXTURE WEIGHT 85 LBS



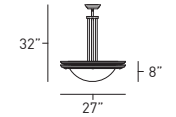
AP1-P1ED-27-GW-GRP/BAL



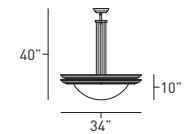
AP1-P1AE-27-GW-BAL



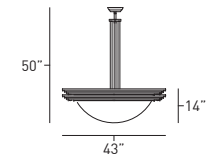
FIXTURE WEIGHT 24 LBS



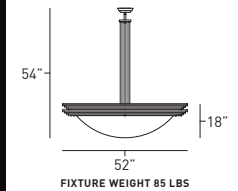
FIXTURE WEIGHT 34 LBS



FIXTURE WEIGHT 48 LBS



FIXTURE WEIGHT 72 LBS



FIXTURE WEIGHT 85 LBS

MATCHING FIXTURES






page 314



page 444

FEATURES

- The Apollo is an updated version of a 1920s Art Deco pendant.
- Light gently spills between the two stacked, low-profile trim rings.
- Spun from solid, non-ferrous 0.040" thick brass, 0.040" thick copper, or 0.064" thick aluminum.
- Thermally formed acrylic ranges from 3/16" to 1/4" thick, depending on size. Virgin white acrylic is UV stable, and all faux acrylic colors are mixed completely through to avoid noticeable fading.
- White acrylic is UL-94 HB Flame Class rated.
- OCL metal finishes are applied by hand and receive a protective clear coat lacquer.
- 21 standard powder coat paints offered, however all RAL colors available.
- Fixture offered with a variety of compact fluorescent and incandescent optic packages.
- Contact factory for additional modifications or options.

SERIES	HANGING SYSTEM	SIZE	DIFFUSER	FINISH	LAMPING (PHOTOMETRIC TEST #)	VOLTAGE	OAH SPECIFY IN INCHES	OPTIONS	
 <p>AP1</p>	<b>P1AE</b> PENDANT WITH 4 VERTICAL STEMS TO COLLECTOR AND A SINGLE CENTER STEM FROM TRIM RING TO CANOPY 	18	<b>GW</b> GLOSS WHITE ACRYLIC	<b>PAL</b> POLISHED ALUMINUM	<b>18"</b>	<b>120</b>	24	<b>DMA</b> ADVANCE® DIMMING BALLAST	
			<b>MW</b> MATTE WHITE ACRYLIC	<b>BAL</b> BRUSHED ALUMINUM	<b>20D26</b> 2@26W QD (13771.0)	<b>277</b>		<b>DML</b> LUTRON® DIMMING BALLAST	
		27	<b>FA</b> FAUX ALABASTER ACRYLIC	<b>PTR</b> PEWTER	<b>21N100</b> 2@100W IN (7135.0)	<b>347</b>	32	<b>EMI</b> INTEGRAL EMERGENCY	
			<b>P1ED</b> PENDANT WITH 3 ANGLED AIRCRAFT CABLES TO COLLECTOR AND A SINGLE CENTER STEM FROM TRIM RING TO CANOPY 	<b>PBR</b> POLISHED BRASS	<b>27"</b>	<b>40D26</b> 4@26W QD (10989.0)		<b>FUS</b> FUSED	
		34	<b>NH</b> NATURAL HORN ACRYLIC	<b>ABR</b> ANTIQUE BRASS	<b>4TT32</b> 4@32W TT (9530.0)	40	<b>3IN100</b> 3@100W IN (7130.1)	<b>TLP</b> TOP LENS PRISMATIC ACRYLIC (ONLY ON FLUORESCENT)	
			<b>ET</b> ETRUSCAN ACRYLIC	<b>STB</b> STATUARY BRONZE	<b>34"</b>		<b>8QD26</b> 8@26W QD (12189.0)	<b>CIB</b> CLEAR INNER BOWL	
	43		<b>WS</b> WHITE SWIRL ACRYLIC	<b>SNK</b> SATIN NICKEL	<b>ORB</b> OIL RUBBED BRONZE	<b>4BX40</b> 4@40W BX (8480.0)	50	<b>ULD</b> UL DAMP LABEL	
			<b>PTD</b> PAINTED - SPECIFY CODE (EX. <b>BKP</b> FOR BLACK PAINT, SEE PAGE 492 FOR PAINT OPTIONS)	<b>4BX50</b> 4@50W BX (8668.0)	<b>4BX55</b> 4@55W BX	<b>6BX39</b> 6@39W BX (8668.0)		<b>TRC</b> TRIPLE CIRCUIT	
			<b>8TT42</b> 8@42W TT (13749.0)	<b>9BX39</b> 9@39W BX	<b>9BX40</b> 9@40W BX	<b>9BX50</b> 9@50W BX (13747.0)		<b>9BX55</b> 9@55W BX	<b>DNL</b> PAR DOWN LIGHT
			<b>6IN150</b> 6@150W IN (13743.0)	<b>3IN150</b> 3@150W IN (7130.0)	<b>43"</b>	<b>8IN150</b> 8@150W IN (13744.0)		<b>BFL</b> BOTTOM FINIAL (SEE BELOW)	
			<b>12BX39</b> 12@39W BX	<b>12BX40</b> 12@40W BX	<b>12BX50</b> 12@50W BX (13748.0)	<b>12BX55</b> 12@55W BX			
			<b>52</b>						

↓ SPECIFY CATALOG CODE

SAMPLE CODE: AP1-P1AE-27-GW-BAL-4TT32-120-40-EMI

↑ PHOTOMETRIC INFORMATION AVAILABLE AT [WWW.OCL.COM](http://WWW.OCL.COM)

- Fixture mounts to a standard 4" J-box (supplied by others), and features a 45-degree sloped-ceiling canopy.
- Bodine® emergency ballast available, standard with remote mounted test switch and indicator light.
- Advance® and Lutron® dimming ballasts available. Controls not included.
- Integral HPF electronic fluorescent ballast with Class A sound rating (3-5 year ballast warranty depending on ballast specification).
- Dual circuiting is standard on multi-ballast fixtures. Consult factory for details or other circuiting options.
- Bottom finial option increases overall height by length of the finial.

- For photometric data, please visit [www.ocl.com](http://www.ocl.com).
- For lamp and base information, see pages 496-505 in the reference section.
- Par down light option available in combination with a variety of compact fluorescent reflectors.
- For metal halide lamping contact factory.
- Structural mounting required for fixtures over 50 lbs.
- For specific mounting instructions, please contact factory.
- Five year product warranty.



**BFL**  
BOTTOM FINIAL