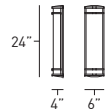
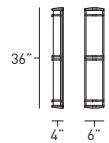


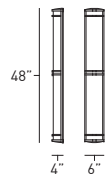
FIXTURE WEIGHT 7 LBS



FIXTURE WEIGHT 9 LBS



FIXTURE WEIGHT 11 LBS



FIXTURE WEIGHT 13 LBS



AU1-S1SA-24-GW-BEP










▾ MATCHING FIXTURES



page 384

▾ FEATURES

- The Allure sconce features solid aluminum die-cast ends with a domed top.
- 0.125" thick, matte anodized, aluminum extruded back channel.
- Decorative aluminum die-cast horizontal bars with distinctive tapering arch design.
- Consult factory for custom bar configurations.
- 3/16" thick extruded virgin white acrylic is 45% DR high impact, UV stable, F1 rated, and UL-94 HB Flame Class rated.
- Allure can be mounted vertically or horizontally.
- Hinged front face simplifies re-lamping and maintenance.
- 21 standard powder coat paints offered, however all RAL colors available.
- Utilizes highly efficient, long lasting and low mercury T5 or T5HO lamps for minimal fixture maintenance and lamp disposal.
- Contact factory for additional modifications or options.

SERIES	HANGING SYSTEM	SIZE	DIFFUSER	FINISH	LAMPING (PHOTOMETRIC TEST #)	VOLTAGE	OPTIONS				
 <p>AU1</p>	<p>S1SA INDOOR ADA COMPLIANT SCNCE</p> 	18	<p>GW GLOSS WHITE ACRYLIC</p> <p>MW MATTE WHITE ACRYLIC</p>	<p>PTD PAINTED - SPECIFY CODE (EX. BKP FOR BLACK PAINT, SEE PAGE 492 FOR PAINT OPTIONS)</p>	<p>18" </p> <p>1BX27 1@27W BX</p> <p>1BX39 1@39W BX (13796.0)</p>	<p>120</p> <p>277</p> <p>347</p>	<p>DMA ADVANCE® DIMMING BALLAST</p> <p>DML LUTRON® DIMMING BALLAST</p> <p>EMR REMOTE MOUNT EMERGENCY (18" SIZE ONLY)</p> <p>EMI INTEGRAL EMERGENCY (24"/36"/48" SIZES ONLY)</p> <p>ULD UL DAMP LABEL</p> <p>FUS FUSED</p>				
		24	<p>24" </p> <p>2LF14 2@14W T5</p> <p>2LF24 2@24W T5H0 (13797.0)</p> <p>1BX40 1@40W BX</p> <p>1BX50 1@50W BX</p> <p>1BX55 1@55W BX</p>								
		36	<p>36" </p> <p>2LF21 2@21W T5</p> <p>2LF39 2@39W T5H0 (13798.0)</p> <p>2BX39 2@39W BX</p>								
		48	<p>48" </p> <p>2LF28 2@28W T5</p> <p>2LF54 2@54W T5H0 (13799.0)</p> <p>2BX40 2@40W BX</p> <p>2BX50 2@50W BX</p> <p>2BX55 2@55W BX</p>								
		<p> SPECIFY CATALOG CODE</p>									

SAMPLE CODE: AU1-S1SA-24-GW-BEP-2LF14-120-FUS

 PHOTOMETRIC INFORMATION AVAILABLE AT WWW.OCL.COM

- Fixture mounts to a standard 4" J-box (supplied by others), and requires additional anchors.
- Bodine® emergency ballast available, standard with remote mounted test switch and indicator light.
- Advance® and Lutron® dimming ballasts available. Controls not included.
- Integral HPF electronic fluorescent ballast with Class A sound rating (3-5 year ballast warranty depending on ballast specification).

- Fixture is ADA compliant.
- For photometric data, please visit www.ocl.com.
- For lamp and base information, see pages 496-505 in the reference section.
- For specific mounting instructions, please contact factory.
- Five year product warranty.