



LAMP GUIDE

COMPACT FLUORESCENT BIAX

BASE	MANUFACTURER	CCT(K)	CRI	CATALOG#	INITIAL LUMENS	RATED AVERAGE LIFE
<b>9W BIAX G23 BASE 2-PIN</b>  	GE®	2700K	82	F9BX/827/ECO	600	10000H
	SYLVANIA®	2700K	82	CF9DS/827/ECO	580	10000H
	PHILIPS®	2700K	82	PL-S 9W/827/2P	600	10000H
	GE®	3500K	82	F9BX/835/ECO	600	10000H
	SYLVANIA®	3500K	82	CF9DS/835/ECO	580	10000H
	PHILIPS®	3500K	82	PL-S 9W/835/2P	600	10000H
	GE®	4100K	82	F9BX/841/ECO	600	10000H
	SYLVANIA®	4100K	82	CF9DS/841/ECO	580	10000H
	PHILIPS®	4100K	82	PL-S 9W/841/2P	600	10000H
	GE®	5000K	--	--	--	--
	SYLVANIA®	5000K	82	CF9DS/850/ECO	580	10000H
	PHILIPS®	5000K	82	PL-S 9W/850/2P	600	10000H


COMPACT FLUORESCENT BIAX

BASE	MANUFACTURER	CCT(K)	CRI	CATALOG#	INITIAL LUMENS	RATED AVERAGE LIFE
<b>18W BIAX 2G11 BASE 4-PIN</b>  	GE®	3000K	82	F18BX/SPX30/RS	1250	20000H
	SYLVANIA®	3000K	82	FT18DL/830/RS/ECO	1250	20000H
	PHILIPS®	3000K	82	PL-L 18W/830/4P	1200	20000H
	GE®	3500K	82	F18BX/SPX35/RS	1250	20000H
	SYLVANIA®	3500K	82	FT18DL/835/RS/ECO	1250	20000H
	PHILIPS®	3500K	82	PL-L 18W/835/4P	1250	20000H
	GE®	4100K	82	F18BX/SPX41/RS	1200	20000H
	SYLVANIA®	4100K	82	FT18DL/841/RS/ECO	1250	20000H
	PHILIPS®	4000K	82	PL-L 18W/841/4P	1200	20000H
	GE®	6500K	82	F18BX/SPX65/RS	1160	20000H
	SYLVANIA®	6500K	--	--	--	--
	PHILIPS®	6500K	--	--	--	--


<b>13W BIAX GX23 BASE 2-PIN</b>  	GE®	2700K	82	F13BX/827/ECO	825	10000H
	SYLVANIA®	2700K	82	CF13DS/827/ECO	800	10000H
	PHILIPS®	2700K	82	PL-S 13W/827/2P/ALTO	825	10000H
	GE®	3000K	82	F13BX/830/ECO	825	10000H
	SYLVANIA®	3000K	82	CF13DS/830/ECO	800	10000H
	PHILIPS®	3000K	82	PL-S 13W/830/2P/ALTO	810	10000H
	GE®	3500K	82	F13BX/835/ECO	825	10000H
	SYLVANIA®	3500K	82	CF13DS/835/ECO	800	10000H
	PHILIPS®	3500K	82	PL-S 13W/835/2P/ALTO	810	10000H
	GE®	4100K	82	F13BX/841/ECO	825	10000H
	SYLVANIA®	4100K	82	CF13DS/841/ECO	800	10000H
	PHILIPS®	4000K	82	PL-S 13W/841/2P/ALTO	810	10000H
	GE®	5000K	80	F13BX/850/ECO	784	10000H
	SYLVANIA®	5000K	82	CF13DS/850/ECO	800	10000H
	PHILIPS®	5000K	82	PL-S 13W/850/2P/ALTO	810	10000H


<b>24/27W BIAX 2G11 BASE 4-PIN</b>  	GE®	3000K	82	F27BX/SPX30/RS	1800	12000H
	SYLVANIA®	3000K	82	FT24DL/830/ECO	1800	12000H
	PHILIPS®	3000K	82	PL-L 24W/830/4P	1800	20000H
	GE®	3500K	82	F27BX/SPX35/RS	1800	12000H
	SYLVANIA®	3500K	82	FT24DL/835/ECO	1800	12000H
	PHILIPS®	3500K	82	PL-L 24W/835/4P	1800	20000H
	GE®	4100K	82	F27BX/SPX41/RS	1800	12000H
	SYLVANIA®	4100K	82	FT24DL/841/ECO	1800	12000H
	PHILIPS®	4000K	82	PL-L 24W/841/4P	1800	20000H


COMPACT FLUORESCENT BIAX

BASE	MANUFACTURER	CCT(K)	CRI	CATALOG#	INITIAL LUMENS	RATED AVERAGE LIFE
<b>36/39W BIAX 2G11 BASE 4-PIN</b>  	GE®	3000K	82	F39BX/SPX30/RS	2850	12000H
	SYLVANIA®	3000K	82	FT36DL/830/ECO	2900	12000H
	PHILIPS®	3000K	82	PL-L 36W/830/4P	2900	20000H
	GE®	3500K	82	F39BX/SPX35/RS	2850	12000H
	SYLVANIA®	3500K	82	FT36DL/835/ECO	2900	12000H
	PHILIPS®	3500K	82	PL-L 36W/835/4P	2900	20000H
	GE®	4100K	82	F39BX/SPX41/RS	2850	12000H
	SYLVANIA®	4100K	82	FT36DL/841/ECO	2900	12000H
	PHILIPS®	4000K	82	PL-L 36W/841/4P	2900	20000H

COMPACT FLUORESCENT BIAX


BASE	MANUFACTURER	CCT(K)	CRI	CATALOG#	INITIAL LUMENS	RATED AVERAGE LIFE
<b>50W BIAX 2G11 BASE 4-PIN</b>  	GE®	3000K	82	F50BX/SPX30/RS	4000	14000H
	SYLVANIA®	3000K	--	--	--	--
	PHILIPS®	3000K	82	PL-L 50W/830/4P/RS	4000	14000H
	GE®	3500K	82	F50BX/SPX35/RS	4000	14000H
	SYLVANIA®	3500K	--	--	--	--
	PHILIPS®	3500K	82	PL-L 50W/835/4P/RS	4000	14000H
	GE®	4100K	82	F50BX/SPX41/RS	4000	14000H
	SYLVANIA®	4100K	--	--	--	--
	PHILIPS®	4000K	82	PL-L 50W/841/4P/RS	4000	14000H

BASE	MANUFACTURER	CCT(K)	CRI	CATALOG#	INITIAL LUMENS	RATED AVERAGE LIFE
<b>40W BIAX 2G11 BASE 4-PIN</b>  	GE®	3000K	82	F40/30BX/SPX30	3150	20000H
	SYLVANIA®	3000K	82	FT40DL/830/RS/ECO	3150	20000H
	PHILIPS®	3000K	82	PL-L 40W/830/4P/RS/IS	3500	20000H
	GE®	3500K	82	F40/30BX/SPX35	3150	20000H
	SYLVANIA®	3500K	82	FT40DL/835/RS/ECO	3150	20000H
	PHILIPS®	3500K	82	PL-L 40W/835/4P/RS/IS	3500	20000H
	GE®	4100K	82	F40/30/BX/SPX41	3150	20000H
	SYLVANIA®	4100K	82	FT40DL/841/RS/ECO	3150	20000H
	PHILIPS®	4000K	82	PL-L 40W/841/4P/RS/IS	3500	20000H
	GE®	5000K	80	F40/30BX/SPX50RS	2900	20000H
	SYLVANIA®	5000K	82	FT40DL/850/RS/ECO	3150	20000H
	PHILIPS®	5000K	--	--	--	--

BASE	MANUFACTURER	CCT(K)	CRI	CATALOG#	INITIAL LUMENS	RATED AVERAGE LIFE
<b>55W BIAX 2G11 BASE 4-PIN</b>  	GE®	3000K	82	F55BX/830	4800	10000H
	SYLVANIA®	3000K	82	FT55DL/830/ECO	4800	12000H
	PHILIPS®	3000K	--	--	--	--
	GE®	3500K	82	F55BX/835	4800	10000H
	SYLVANIA®	3500K	82	FT55DL/835/ECO	4800	12000H
	PHILIPS®	3500K	--	--	--	--
	GE®	4100K	82	F55BX/841	4800	10000H
	SYLVANIA®	4100K	82	FT55DL/841/ECO	4800	12000H
	PHILIPS®	4100K	--	--	--	--

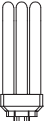
LAMP GUIDE


COMPACT FLUORESCENT TRIPLE TUBE

BASE	MANUFACTURER	CCT(K)	CRI	CATALOG#	INITIAL LUMENS	RATED AVERAGE LIFE
<b>26W TRIPLE GX24Q-3 BASE 4-PIN</b>  	GE®	2700K	82	F26TBX/827/AP/ECO	1710	12000H
	SYLVANIA®	2700K	82	CF26DT/E/IN/827/ECO	1800	12000H
	PHILIPS®	2700K	82	PLT 26W/827/4P/ALTO	1800	12000H
	GE®	3000K	82	F26TBX/830/A/ECO	1710	12000H
	SYLVANIA®	3000K	82	CF26DT/E/IN/830/ECO	1800	12000H
	PHILIPS®	3000K	82	PLT 26W/830/4P/ALTO	1800	12000H
	GE®	3500K	82	F26TBX/835/A/ECO	1710	12000H
	SYLVANIA®	3500K	82	CF26DT/E/IN/835/ECO	1800	12000H
	PHILIPS®	3500K	82	PLT 26W/835/4P/ALTO	1800	12000H
	GE®	4100K	82	F26TBX/841/A/ECO	1710	12000H
	SYLVANIA®	4100K	82	CF26DT/E/IN/841/ECO	1800	12000H
	PHILIPS®	4000K	82	PLT 26W/841/4P/ALTO	1800	12000H

COMPACT FLUORESCENT TRIPLE TUBE

BASE	MANUFACTURER	CCT(K)	CRI	CATALOG#	INITIAL LUMENS	RATED AVERAGE LIFE
<b>42W TRIPLE GX24Q-4 BASE 4-PIN</b>  	GE®	2700K	82	F42TBX/827/A/ECO	3200	12000H
	SYLVANIA®	2700K	82	CF42DT/E/IN/827/ECO	3200	12000H
	PHILIPS®	2700K	82	PL-T 42W-827/4P/ALTO	3200	12000H
	GE®	3000K	82	F42TBX/830/A/ECO	3200	12000H
	SYLVANIA®	3000K	82	CF42DT/E/IN/830/ECO	3200	12000H
	PHILIPS®	3000K	82	PL-T 42W/830/4P/ALTO	3200	12000H
	GE®	3500K	82	F42TBX/835/A/ECO	3200	12000H
	SYLVANIA®	3500K	82	CF42DT/E/IN/835/ECO	3200	12000H
	PHILIPS®	3500K	82	PL-T 42W/835/4P/ALTO	3200	12000H
	GE®	4100K	82	F42TBX/841/A/ECO	3200	12000H
	SYLVANIA®	4100K	82	CF42DT/E/IN/841/ECO	3200	12000H
	PHILIPS®	4000K	82	PL-T 42W/841/4P/ALTO	3200	12000H

<b>32W TRIPLE GX24Q-3 BASE 4-PIN</b>  	GE®	2700K	82	F32TBX/827/A/ECO	2200	12000H
	SYLVANIA®	2700K	82	CF32DT/E/IN/827/ECO	2400	12000H
	PHILIPS®	2700K	82	PL-T 32W/827/4P/ALTO	2400	12000H
	GE®	3000K	82	F32TBX/830/A/ECO	2200	12000H
	SYLVANIA®	3000K	82	CF32DT/E/IN/830/ECO	2400	12000H
	PHILIPS®	3000K	82	PL-T 32W/830/4P/ALTO	2400	12000H
	GE®	3500K	82	F32TBX/835/A/ECO	2200	12000H
	SYLVANIA®	3500K	82	CF32DT/E/IN/835/ECO	2400	12000H
	PHILIPS®	3500K	82	PL-T 32W/835/4P/ALTO	2400	12000H
	GE®	4100K	82	F32TBX/841/A/ECO	2200	12000H
	SYLVANIA®	4100K	82	CF32DT/E/IN/841/ECO	2400	12000H
	PHILIPS®	4000K	82	PL-T 32W/841/4P/ALTO	2400	12000H

<b>57W TRIPLE/QUAD BIAX GX24Q-5 BASE 4-PIN</b>  	GE®	2700K	82	F57QBX/827/A4P/EOL	4300	12000H
	SYLVANIA®	2700K	82	CF57DT/E/IN/827/ECO	4300	12000H
	PHILIPS®	2700K	--	--	--	--
	GE®	3000K	82	F57QBX/830/A4P/EOL	4300	12000H
	SYLVANIA®	3000K	82	CF57DT/E/IN/830/ECO	4300	12000H
	PHILIPS®	3000K	--	--	--	--
	GE®	3500K	82	F57QBX/835/A4P/EOL	4300	12000H
	SYLVANIA®	3500K	82	CF57DT/E/IN/835/ECO	4300	12000H
	PHILIPS®	3500K	--	--	--	--
	GE®	4100K	82	F57QBX/841/A/ECO	4300	12000H
	SYLVANIA®	4100K	82	CF57DT/E/IN/841/ECO	4300	12000H
	PHILIPS®	4100K	--	--	--	--
	GE®	5000K	82	F57QBX/850/A4P/EOL	4300	12000H
SYLVANIA®	5000K	--	--	--	--	
PHILIPS®	5000K	--	--	--	--	

COMPACT FLUORESCENT TRIPLE TUBE


BASE	MANUFACTURER	CCT(K)	CRI	CATALOG#	INITIAL LUMENS	RATED AVERAGE LIFE
<b>70W TRIPLE/QUAD BIAx GX24Q-6 BASE 4-PIN</b>  	GE®	2700K	82	F70QBX/827/A4P/EOL	5200	12000H
	SYLVANIA®	2700K	82	CF70DT/E/IN/827/ECO	5200	12000H
	PHILIPS®	2700K	--	--	--	--
	GE®	3000K	82	F70QBX/830/A4P/EOL	5200	12000H
	SYLVANIA®	3000K	82	CF70DT/E/IN/830/ECO	5200	12000H
	PHILIPS®	3000K	--	--	--	--
	GE®	3500K	82	F70QBX/835/A4P/EOL	5200	12000H
	SYLVANIA®	3500K	82	CF70DT/E/IN/835/ECO	5200	12000H
	PHILIPS®	3500K	--	--	--	--
	GE®	4100K	82	F70QBX/841/A/ECO	5200	12000H
	SYLVANIA®	4100K	82	CF70DT/E/IN/841/ECO	5200	12000H
	PHILIPS®	4100K	--	--	--	--
	GE®	5000K	82	F70QBX/850/A4P/EOL	5200	12000H
	SYLVANIA®	5000K	--	--	--	--
	PHILIPS®	5000K	--	--	--	--

COMPACT FLUORESCENT QUAD

BASE	MANUFACTURER	CCT(K)	CRI	CATALOG#	INITIAL LUMENS	RATED AVERAGE LIFE
<b>18W QUAD G24Q-2 BASE 4-PIN</b>  	GE®	2700K	82	F18DBX/827/ECO4P	1200	12000H
	SYLVANIA®	2700K	82	CF18DD/E/827/ECO	1150	12000H
	PHILIPS®	2700K	82	PL-C 18W/827/4P/ALTO	1200	12000H
	GE®	3000K	82	F18DBX/830/ECO4P	1200	12000H
	SYLVANIA®	3000K	82	CF18DD/E/830/ECO	1150	12000H
	PHILIPS®	3000K	82	PL-C 18W/830/4P/ALTO	1200	12000H
	GE®	3500K	82	F18DBX/835/ECO4P	1200	12000H
	SYLVANIA®	3500K	82	CF18DD/E/835/ECO	1150	12000H
	PHILIPS®	3500K	82	PL-C 18W/835/4P/ALTO	1200	12000H
	GE®	4100K	82	F18DBX/841/ECO4P	1200	12000H
	SYLVANIA®	4100K	82	CF18DD/E/841/ECO	1150	12000H
	PHILIPS®	4000K	82	PL-C 18W/841/4P/ALTO	1200	12000H


COMPACT FLUORESCENT QUAD

BASE	MANUFACTURER	CCT(K)	CRI	CATALOG#	INITIAL LUMENS	RATED AVERAGE LIFE
<b>13W QUAD G24Q-1 BASE 4-PIN</b>  	GE®	2700K	82	F13DBX/827/ECO4P	900	12000H
	SYLVANIA®	2700K	82	CF13DD/E/827/ECO	900	12000H
	PHILIPS®	2700K	82	PL-C 13W/827/4P/ALTO	900	12000H
	GE®	3000K	82	F13DBX/830/ECO4P	900	12000H
	SYLVANIA®	3000K	82	CF13DD/E/830/ECO	900	12000H
	PHILIPS®	3000K	82	PL-C 13W/830/4P/ALTO	900	12000H
	GE®	3500K	82	F13DBX/835/ECO4P	900	12000H
	SYLVANIA®	3500K	82	CF13DD/E/835/ECO	900	12000H
	PHILIPS®	3500K	82	PL-C 13W/835/4P/ALTO	900	12000H
	GE®	4100K	82	F13DBX/841/ECO4P	900	12000H
	SYLVANIA®	4100K	82	CF13DD/E/841/ECO	900	12000H
	PHILIPS®	4000K	82	PL-C 13W/841/4P/ALTO	900	12000H

<b>26W QUAD G24Q-3 BASE 4-PIN</b>  	GE®	2700K	82	F26DBX/827/ECO4P	1710	12000H
	SYLVANIA®	2700K	82	CF26DD/E/827/ECO	1710	12000H
	PHILIPS®	2700K	82	PL-C 26W/827/4P/ALTO	1800	12000H
	GE®	3000K	82	F26DBX/830/ECO4P	1710	12000H
	SYLVANIA®	3000K	82	CF26DD/E/830/ECO	1710	12000H
	PHILIPS®	3000K	82	PL-C 26W/830/4P/ALTO	1800	12000H
	GE®	3500K	82	F26DBX/835/ECO4P	1710	12000H
	SYLVANIA®	3500K	82	CF26DD/E/835/ECO	1710	12000H
	PHILIPS®	3500K	82	PL-C 26W/835/4P/ALTO	1800	12000H
	GE®	4100K	82	F26DBX/841/ECO4P	1710	12000H
	SYLVANIA®	4100K	82	CF26DD/E/841/ECO	1710	12000H
	PHILIPS®	4000K	82	PL-C 26W/841/4P/ALTO	1800	12000H


LAMP GUIDE

2' FLUORESCENT T5

BASE	MANUFACTURER	CCT(K)	CRI	CATALOG#	INITIAL LUMENS	RATED AVERAGE LIFE
<b>14W T5 MINI BIPIN BASE 4-PIN</b> 	GE®	3000K	85	F14W/T5/830/ECO	1350	30000H
	SYLVANIA®	3000K	85	FP14/830/ECO	1350	20000H
	PHILIPS®	3000K	85	F14T5/830/ALTO	1350	24000H
	GE®	3500K	85	F14W/T5/835/ECO	1350	30000H
	SYLVANIA®	3500K	85	FP14/835/ECO	1350	20000H
	PHILIPS®	3500K	85	F14T5/835	1350	24000H
	GE®	4100K	85	F14W/T5/841/ECO	1350	30000H
	SYLVANIA®	4100K	85	FP14/841/ECO	1350	20000H
	PHILIPS®	4000K	85	F14T5/841/ALTO	1350	24000H
	GE®	5000K	85	F14W/T5/850/ECO	1300	30000H
	SYLVANIA®	5000K	--	--	--	--
	PHILIPS®	5000K	--	--	--	--

PIN TO PIN ACTUAL DIMENSIONS: 22.17"

3' FLUORESCENT T5

BASE	MANUFACTURER	CCT(K)	CRI	CATALOG#	INITIAL LUMENS	RATED AVERAGE LIFE
<b>21W T5 MINI BIPIN BASE 4-PIN</b> 	GE®	3000K	85	F21W/T5/830/ECO	2100	30000H
	SYLVANIA®	3000K	85	FP21/830/ECO	2100	20000H
	PHILIPS®	3000K	85	F21T5/830/ALTO	2100	24000H
	GE®	3500K	85	F21W/T5/835/ECO	2100	30000H
	SYLVANIA®	3500K	85	FP21/835/ECO	2100	20000H
	PHILIPS®	3500K	85	F21T5/835/ALTO	2100	24000H
	GE®	4100K	85	F21W/T5/841/ECO	2100	30000H
	SYLVANIA®	4100K	85	FP21/841/ECO	2100	20000H
	PHILIPS®	4000K	85	F21T5/841/ALTO	2100	24000H
	GE®	5000K	85	F21W/T5/850/ECO	2100	30000H
	SYLVANIA®	5000K	--	--	--	--
	PHILIPS®	5000K	--	--	--	--

PIN TO PIN ACTUAL DIMENSIONS: 33.98"

**24W T5HO  
MINI BIPIN BASE  
4-PIN**



GE®	3000K	85	F24W/T5/830/ECO	2000	30000H
SYLVANIA®	3000K	85	FP24/830/HO/ECO	2000	20000H
PHILIPS®	3000K	82	F24T5/830/HO/ALTO	2100	24000H
GE®	3500K	85	F24W/T5/835/ECO	2000	30000H
SYLVANIA®	3500K	85	FP24/835/HO/ECO	2000	20000H
PHILIPS®	3500K	82	F24T5/835/HO/ALTO	2100	24000H
GE®	4100K	85	F24W/T5/841/ECO	2000	30000H
SYLVANIA®	4100K	85	FP24/841/HO/ECO	2000	20000H
PHILIPS®	4000K	85	F24T5/841/HO/ALTO	2100	24000H
GE®	5000K	85	F24W/T5/850/ECO	1900	30000H
SYLVANIA®	5000K	--	--	--	--
PHILIPS®	5000K	--	--	--	--

PIN TO PIN ACTUAL DIMENSIONS: 22.17"


**39W T5HO  
MINI BIPIN BASE  
4-PIN**



GE®	3000K	85	F39W/T5/830/ECO	3500	30000H
SYLVANIA®	3000K	85	FP39/830/HO/ECO	3500	20000H
PHILIPS®	3000K	85	F39T5/830/HO/ALTO	3500	24000H
GE®	3500K	85	F39W/T5/835/ECO	3500	30000H
SYLVANIA®	3500K	85	FP39/835/HO/ECO	3500	20000H
PHILIPS®	3500K	85	F39T5/835/HO/ALTO	3500	24000H
GE®	4100K	85	F39W/T5/841/ECO	3500	30000H
SYLVANIA®	4100K	85	FP39/841/HO/ECO	3500	20000H
PHILIPS®	4000K	85	F39T5/841/HO/ALTO	3500	24000H
GE®	5000K	85	F39W/T5/850/ECO	3350	30000H
SYLVANIA®	5000K	--	--	--	--
PHILIPS®	5000K	--	--	--	--

PIN TO PIN ACTUAL DIMENSIONS: 33.98"

4' FLUORESCENT T5


BASE	MANUFACTURER	CCT(K)	CRI	CATALOG#	INITIAL LUMENS	RATED AVERAGE LIFE
<b>28W T5 MINI BIPIN BASE 4-PIN</b> 	GE®	3000K	85	F28W/T5/830/ECO	2900	30000H
	SYLVANIA®	3000K	85	FP28/830/ECO	2900	20000H
	PHILIPS®	3000K	85	F28T5/830/ALTO	2900	24000H
	GE®	3500K	85	F28W/T5/835/ECO	2900	30000H
	SYLVANIA®	3500K	85	FP28/835/ECO	2900	20000H
	PHILIPS®	3500K	85	F28T5/835/ALTO	2900	24000H
	GE®	4100K	85	F28W/T5/841/ECO	2900	30000H
	SYLVANIA®	4100K	85	FP28/841/ECO	2900	20000H
	PHILIPS®	4000K	85	F28T5/841/ALTO	2900	24000H
	GE®	5000K	85	F28W/T5/850/ECO	2750	30000H
	SYLVANIA®	5000K	--	--	--	--
	PHILIPS®	5000K	--	--	--	--

PIN TO PIN ACTUAL DIMENSIONS: 45.8"


5' FLUORESCENT T5

BASE	MANUFACTURER	CCT(K)	CRI	CATALOG#	INITIAL LUMENS	RATED AVERAGE LIFE
<b>35W T5 MINI BIPIN BASE 4-PIN</b> 	GE®	3000K	85	F35W/T5/830/ECO	3650	30000H
	SYLVANIA®	3000K	85	FP35/830/ECO	3650	20000H
	PHILIPS®	3000K	85	F35T5/830/TG	3650	24000H
	GE®	3500K	85	F35W/T5/835/ECO	3650	30000H
	SYLVANIA®	3500K	85	FP35/835/ECO	3650	20000H
	PHILIPS®	3500K	85	F35T5/835/TG	3650	24000H
	GE®	4100K	85	F35W/T5/841/ECO	3650	30000H
	SYLVANIA®	4100K	85	FP35/841/ECO	3650	20000H
	PHILIPS®	4000K	85	F35T5/841/TG	3650	24000H
	GE®	5000K	85	F35W/T5/850/ECO	3500	30000H
	SYLVANIA®	5000K	--	--	--	--
	PHILIPS®	5000K	--	--	--	--

PIN TO PIN ACTUAL DIMENSIONS: 57.6"

<b>54W T5HO MINI BIPIN BASE 4-PIN</b> 	GE®	3000K	85	F54W/T5/830/ECO	5000	30000H
	SYLVANIA®	3000K	85	FP54/830/HO/ECO	5000	20000H
	PHILIPS®	3000K	85	F54T5/830/HO/ALTOTG	5000	24000H
	GE®	3500K	85	F54W/T5/835/ECO	5000	30000H
	SYLVANIA®	3500K	85	FP54/835/HO/ECO	5000	20000H
	PHILIPS®	3500K	85	F54T5/835/HO/ALTOTG	5000	24000H
	GE®	4100K	85	F54W/T5/841/ECO	5000	30000H
	SYLVANIA®	4100K	85	FP54/841/HO/ECO	5000	20000H
	PHILIPS®	4000K	85	F54T5/841/HO/ALTOTG	5000	24000H
	GE®	5000K	85	F54W/T5/850/ECO	4800	30000H
	SYLVANIA®	5000K	--	--	--	--
	PHILIPS®	5000K	--	--	--	--

PIN TO PIN ACTUAL DIMENSIONS: 45.8"

<b>80W T5HO MINI BIPIN BASE 4-PIN</b> 	GE®	3000K	85	F80W/T5/830/ECO	7000	30000H
	SYLVANIA®	3000K	85	FP80/830/HO/ECO	7000	20000H
	PHILIPS®	3000K	85	F80T5/830/HO	7000	24000H
	GE®	3500K	85	F80W/T5/835/ECO	7000	30000H
	SYLVANIA®	3500K	85	FP80/835/HO/ECO	7000	20000H
	PHILIPS®	3500K	85	F80T5/835/HO	7000	24000H
	GE®	4100K	85	F80W/T5/841/ECO	7000	30000H
	SYLVANIA®	4100K	85	FP80/841/HO/ECO	7000	20000H
	PHILIPS®	4100K	85	F80T5/841/HO	7000	24000H
	GE®	5000K	85	F80W/T5/850/ECO	6700	30000H
	SYLVANIA®	5000K	--	--	--	--
	PHILIPS®	5000K	--	--	--	--

PIN TO PIN ACTUAL DIMENSIONS: 57.6"

LAMP GUIDE

4' FLUORESCENT T8

BASE	MANUFACTURER	CCT(K)	CRI	CATALOG#	INITIAL LUMENS	RATED AVERAGE LIFE
<b>32W T8 MEDIUM BIPIN BASE 4-PIN</b> 	GE®	3000K	78	F32T8/SP30/ECO	2800	20000H
	SYLVANIA®	3000K	75	F032/730/ECO	2800	20000H
	PHILIPS®	3000K	86	F32T8/TL830/ALTO	2950	20000H
	GE®	3500K	78	F32T8/SP35/ECO	2800	20000H
	SYLVANIA®	3500K	75	F032/735/ECO	2800	20000H
	PHILIPS®	3500K	86	F32T8/TL835/ALTO	2950	20000H
	GE®	4100K	78	F32T8/SP41/ECO	2800	20000H
	SYLVANIA®	4100K	75	F032/741/ECO	2800	20000H
	PHILIPS®	4100K	86	F32T8/TL841/ALTO	2950	20000H
	GE®	5000K	78	F32T8/SP50/ECO	2750	20000H
	SYLVANIA®	5000K	75	F032/750/ECO	2650	20000H
	PHILIPS®	5000K	86	F32T8/TL850/ALTO	2950	20000H

2D

BASE	MANUFACTURER	CCT(K)	CRI	CATALOG#	INITIAL LUMENS	RATED AVERAGE LIFE
<b>21W 2D GR100-4 BASE 4-PIN</b> 	GE®	2700K	82	F212D/827/4P	1350	10000H
	GE®	3500K	82	F212D/835/4P	1350	10000H
<b>28W 2D GR100-4 BASE 4-PIN</b> 	GE®	2700K	82	F282D/827/4P	2050	10000H
	GE®	3500K	82	F282D/835/4P	2050	10000H
<b>38W 2D GR100-4 BASE 4-PIN</b> 	GE®	2700K	82	F382D/827/4P	2850	10000H
	GE®	3500K	82	F382D/835/4P	2850	10000H

T9 CIRCLINE

BASE	MANUFACTURER	CCT(K)	CRI	CATALOG#	INITIAL LUMENS	RATED AVERAGE LIFE
<b>22W T9 CIRCLINE G100 BASE 4-PIN</b> 	GE®	3000K	82	FC8T9/KB	1400	12000H
	SYLVANIA®	3000K	52	FC8T9/WW/RS	1050	12000H
	PHILIPS®	3000K	85	FC8T9/SOFT WHITE	1150	12000H
	GE®	4100K	60	FC8T9/CW	1100	12000H
	SYLVANIA®	4200K	60	FC8T9/CW/RS	1050	12000H
	PHILIPS®	4100K	62	FC8T9/COOL WHITE	1050	12000H
	GE®	6500K	75	FC8T9/D	925	12000H
	SYLVANIA®	6500K	76	FC8T9/D/RS	900	12000H
	PHILIPS®	6200K	79	FC8T9/DAY DLX	910	12000H

T5 CIRCLINE


BASE	MANUFACTURER	CCT(K)	CRI	CATALOG#	INITIAL LUMENS	RATED AVERAGE LIFE
<b>22W T5 CIRCLINE 26X13 BASE 4-PIN</b> 	SYLVANIA®	3000K	82	FPC22/830	1800	12000H
	PHILIPS®	3000K	85	FC9T5/830	1800	16000H
	SYLVANIA®	3500K	82	FPC22/835	1800	12000H
	PHILIPS®	3500K	85	FC9T5/835	1800	16000H
	SYLVANIA®	4100K	82	FPC22/841	1800	12000H
<b>40W T5 CIRCLINE 26X13 BASE 4-PIN</b> 	PHILIPS®	4100K	85	FC9T5/841	1800	16000H
	SYLVANIA®	3000K	82	FPC40/830	3200	12000H
	PHILIPS®	3000K	85	FC12T5/830	3300	16000H
	SYLVANIA®	3500K	82	FPC40/835	3200	12000H
	PHILIPS®	3500K	82	FC12T5/835	3300	12000H
<b>55W T5 CIRCLINE 26X13 BASE 4-PIN</b> 	SYLVANIA®	4100K	82	FPC40/841	3200	12000H
	PHILIPS®	4100K	85	FC12T5/841	3300	16000H
	SYLVANIA®	3000K	82	FPC55/830/HO	4000	12000H
	PHILIPS®	3000K	85	FC12T5/830/HO	4400	16000H
	SYLVANIA®	3500K	82	FPC55/835/HO	4000	12000H
	PHILIPS®	3500K	--	--	--	--
	SYLVANIA®	4100K	82	FPC55/841/HO	4000	12000H
	PHILIPS®	4100K	85	FC12T5/841/HO	4400	16000H


INCANDESCENT							INCANDESCENT						
BASE	MANUFACTURER	CCT(K)	CRI	CATALOG#	INITIAL LUMENS	RATED AVERAGE LIFE	BASE	MANUFACTURER	CCT(K)	CRI	CATALOG#	INITIAL LUMENS	RATED AVERAGE LIFE
<b>60W A19 MEDIUM BASE</b> 	GE®	--	--	60A	865	1000H	<b>40W T10 MEDIUM BASE</b> 	GE®	--	--	40T10	420	1000H
	SYLVANIA®	--	--	60A/CL	880	1000H		SYLVANIA®	--	--	40T10	420	1000H
	PHILIPS®	--	--	60A	545	1000H		PHILIPS®	--	--	BC40T10	435	1000H
<b>75W A19 MEDIUM BASE</b> 	GE®	--	--	75A	1190	750H	<b>60W T10 MEDIUM BASE</b> 	GE®	--	--	60T10/64	740	1000H
	SYLVANIA®	--	--	75A/CL	1200	750H		SYLVANIA®	--	--	60T10/64	655	1000H
	PHILIPS®	--	--	75A	1150	750H		PHILIPS®	--	--	60T10	660	1000H
<b>100W A19 MEDIUM BASE</b> 	GE®	--	--	100A	1710	750H	<b>25W G25 MEDIUM BASE</b> 	GE®	--	--	25G25	--	1500H
	SYLVANIA®	--	--	100A/CL	1700	750H		SYLVANIA®	--	--	25G25	--	1500H
	PHILIPS®	--	--	100A	1560	750H		PHILIPS®	--	--	25G25	190	2000H
<b>150W A21 MEDIUM BASE</b> 	GE®	--	--	150A	2850	750H	<b>7.5W S-11 MEDIUM BASE</b> 	GE®	--	--	7 1/2 S	53	1400H
	SYLVANIA®	--	--	150A21/CL	2780	750H		SYLVANIA®	--	--	7.5 S	47	1400H
	PHILIPS®	--	--	150A	2700	750H		PHILIPS®	--	--	7 1/2 S	35	1400H
<b>200W A21 MEDIUM BASE</b> 	GE®	--	--	200A21/F	3920	750H	<b>40W B10 CANDELABRA</b> 	GE®	--	--	40BC	--	1500H
	SYLVANIA®	--	--	200A21/CL	3880	750H		SYLVANIA®	--	--	40B10C	360	3000H
	PHILIPS®	--	--	200A	3100	1500H		PHILIPS®	--	--	BC40B10-1/2C	300	2000H

LAMP GUIDE

▾ HID


BASE	MANUFACTURER	CCT(K)	CRI	CATALOG#	INITIAL LUMENS	RATED AVERAGE LIFE
<b>70W ED-17 METAL HALIDE COATED LAMP MEDIUM BASE</b> 	GE®	3200K	70	MXR70/C/U/MED/0	5300	1200H
	SYLVANIA®	2000K	88	MCP70/C/U/MED/830	5500	16000H
	PHILIPS®	3000K	85	MHC70/C/U/M/3K/ALTO	5800	16000H
	SYLVANIA®	4000K	82	MPD70/C/U/MED/840	5100	6000H
	PHILIPS®	4000K	92	MHC70/C/U/M/4K/ALTO	5500	20000H


<b>100W ED-17 METAL HALIDE COATED LAMP MEDIUM BASE</b> 	GE®	3200K	70	MXR100/C/U/MED/0	8500	15000H
	SYLVANIA®	2900K	75	MP100/C/U/MED	7900	10000H
	PHILIPS®	3000K	85	MHC100/C/U/M/3K/ALTO	8800	16000H
	GE®	4000K	75	MVR100/C/U/MED	7600	15000H
	SYLVANIA®	4000K	82	MPD100/C/U/MED/840	7700	6000H
PHILIPS®	4000K	92	MHC100/C/U/M/4K/ALTO	8400	20000H	

<b>150W ED-17 METAL HALIDE COATED LAMP MEDIUM BASE</b> 	GE®	3500K	70	MXR150/C/U/MED/0	12000	15000H
	SYLVANIA®	2900K	75	MP150/C/U/MED	11600	10000H
	PHILIPS®	3000K	--	MHC150/C/U/M/3K/ALTO	12500	10000H
	GE®	3900K	70	MVR150/C/U/MED	13300	15000H
	SYLVANIA®	4000K	88	MPD150/C/U/MED/840	11500	6000H
	PHILIPS®	4000K	--	MHC150/C/U/M/4K/ALTO	12000	20000H

▾ HID

BASE	MANUFACTURER	CCT(K)	CRI	CATALOG#	INITIAL LUMENS	RATED AVERAGE LIFE
<b>175W ED-28 METAL HALIDE COATED LAMP MOGUL BASE</b> 	GE®	3900K	70	MVR175/C/U	11900	6000H
	SYLVANIA®	3700K	70	MS175/C/PS/BU-ONLY	16600	15000H
	PHILIPS®	3700K	70	MH175/C/U	16000	15000H

<b>250W ED-28 METAL HALIDE COATED LAMP MOGUL BASE</b> 	GE®	3900K	70	MVR250/C/U	18200	6000H
	SYLVANIA®	--	--	--	--	--
	PHILIPS®	3700K	70	MH250/C/U	19500	10000H

<b>400W ED-28 METAL HALIDE COATED LAMP MOGUL BASE</b> 	GE®	4000K	65	MVR400/C/U/ED28	32200	15000H
	SYLVANIA®	--	--	--	--	--
	PHILIPS®	4000K	65	MH400/U/ED28	36000	20000H

ALL COMPANY NAMES AND/OR PRODUCT NAMES ARE TRADEMARKS AND/OR REGISTERED TRADEMARKS OF THEIR RESPECTIVE OWNERS, AND THOSE COMPANIES DO NOT NECESSARILY ENDORSE THE PRODUCTS OF OCL.

ALL DATA CONTAINED HEREIN IS DERIVED FROM THIRD PARTY SOURCES. THE DATA IS PROVIDED "AS IS" WITH NO WARRANTIES, EXPRESS OR IMPLIED, INCLUDING WARRANTIES OF MERCHANTABILITY OR FITNESS FOR A PARTICULAR PURPOSE. OCL DOES NOT WARRANT THE ACCURACY OR COMPLETENESS OF THE INFORMATION CONTAINED HEREIN. THE LISTED MANUFACTURERS MAY CHANGE SPECIFICATIONS OR CEASE PRODUCT OFFERINGS AT ANY TIME. PLEASE CONTACT THE LISTED MANUFACTURERS DIRECTLY FOR THE MOST UP-TO-DATE TECHNICAL INFORMATION.